



MANSFIELD®

PRODUCT CATALOG

Residential Spaces

Everything you need for a beautiful bathroom



IN 1929 MANY GREAT STORIES WERE ENDING, OURS WAS JUST BEGINNING.

We're Mansfield Plumbing. A company backed by a tradition of excellence.

For our professional partners, our U.S. operations are nestled in rural Perrysville, Ohio, where we produce millions of pieces of sanitaryware every year. Just a few miles down the road in Ashland, Ohio, our main warehouse is stocked to make sure you get the products you need, when you need them. Our Henderson, Texas facility custom manufactures quality acrylic bathware with a quick, 10-day turn-around.

All together, these three facilities support 600 American workers and their families, and we are proud to continue the nearly 100-year legacy of fueling the American industry backed by the global 140-year expertise of our parent company, Corona.

From day one, we have promised to work hard to deliver quality and authenticity. That promise means waking up and facing the challenges before us. It is doing what is right, not what is easy. It is persevering and never cutting corners. We are further enhanced by the production capabilities of our sister plants in Colombia and Mexico, so we can quickly adjust to demand fluctuations and ensure the steady supply you need.

At Mansfield, we deliver our customers more than bathroom products. We deliver a centerpiece to their home.





Table of Contents

Toilets

Vanquish 2-3

Broadway..... 4

Nyren.....5

Denali 6

Protector.....7

Summit 8

Summit Pro 9

Alto..... 10

Maverick.....11

Bathware

Swirl-Way Luxury..... 12-13

Whitley Freestanding 14-15

Pro-Fit Builder16-17

Restore ACR Walk-In 18-19

Lavatories

Ava20

Liquid..... 21

Aramis 22

Barrett 23

Brentwood..... 24

Enso 25

Luna..... 25

Alto IV..... 26

Index

General Terms..... 27

Product Overview.....28

Product information, country of origin, prices and color/option availability are subject to change. Mansfield Plumbing Products, LLC reserves the right to make changes and/or corrections as necessary to this Residential Catalog and on mansfieldplumbing.com at any time.



VANQUISH[®]

SPEND LESS TIME CLEANING AND MORE TIME ON WHAT MATTERS.

Vanquish[®] from Mansfield[®] makes the terrible task of keeping the toilet clean easier than ever for busy families. With revolutionary and durable side-mount seat hinges, an ultra-smooth PuraClean[®] glazed surface and twice the rinsing power, cleaning the toilet is no longer the worst job in the house.





OUT-OF-THE-WAY TOILET SEAT HINGES

Vanquish® features toilet seat hinges on the side, not on top. So instead of hard-to-clean corners, you get an easy-to-wipe surface that cleans up quickly. This durable design has been life cycle tested so you have years of worry-free use.



2X THE RINSING POWER

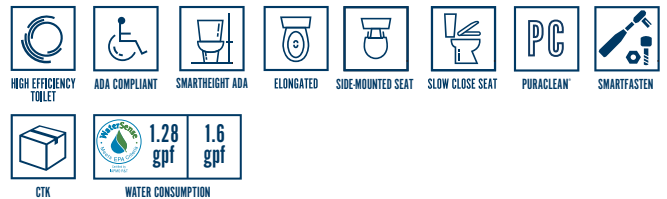
Vanquish® uses the same 1.28 or 1.6 gallons per flush as other low-flow toilets, yet directs double the amount of water for rinsing the bowl — which means you'll need to clean it less often.



QUICK-WIPE PURACLEAN® GLAZED SURFACE

Our highly engineered quick-wipe PuraClean® glazed surface has an incredibly smooth finish that wipes down quickly and sheds stains easily. It's also resistant to bacteria, making your bathroom safer and cleaner than ever.

PRODUCT CONFIGURATIONS:





NEW

BROADWAY™

THE SIGNATURE LOOK OF A ONE-PIECE WITH THE EASE OF TWO.

Chic and sophisticated, Broadway™ brings a touch of metropolitan allure to your decor. Broadway provides the signature look of a one-piece toilet, but its two-piece design is much easier to install. The skirted bowl conceals the trapway for easy cleaning, utilizes bolt alcove to aid in installation and includes alcove cover plates to finish off the sleek exterior. Broadway's powerful yet efficient flushing system requires only 1.28 gallons of water per flush and has earned WaterSense certification from the EPA. High style, high efficiency and high performance — the spotlight shines brightly on this triple threat superstar.



SKIRTED CONCEALED TRAPWAY

The skirted bowl conceals the trapway for easy cleaning, utilizes bolt alcoves to aid in installation and includes alcove cover plates to finish off the sleek exterior.

PRODUCT CONFIGURATIONS:





A INTEGRATED BIDET WAND

Multi-functional washing for ultimate comfort and clean.



B WARM AIR DRYER

Protected thermal drying that's customizable.



C HIGH-EFFICIENCY TOUCHLESS FLUSH

A complete flush automatically activates after every use.



D HEATED SEAT

Enjoy the comforts of an instant heated seat with every go.



E WIRELESS REMOTE CONTROL

Conveniently preset preferred settings for multiple users.



F LED NIGHT LIGHT

Intelligent lighting for midnight visits.



G CONCEALED TRAPWAY

A skirted bowl for a sleek exterior and easy cleaning.



H SLOW CLOSE LID

Quiet soft-closing lid for no disruptive slamming.



I MANUAL KNOB

Optional manual knob easily performs all feature functions.

PRODUCT CONFIGURATIONS:



HIGH EFFICIENCY TOILET



SMART TOILET



ELONGATED



BIDET



REAR WASH



FEMININE WASH



HEATED WATER



HEATED DRYER



HEATED SEAT



NIGHT LIGHT



TANKLESS TOILET



ANTIBACTERIAL SEAT



SLOW CLOSE SEAT



CONCEALED TRAPWAY



DUAL FLUSH



WATER CONSUMPTION




1.6 gpf & 1.1 gpf

NEW

NYREN™

TAKE HYGIENE AND COMFORT TO THE NEXT LEVEL.

New from Mansfield® is Nyren™ the tankless bidet toilet. This feature-packed product brings the added comfort and convenience you've been looking for, not to mention that extra clean feeling. Customize your preferred pressure, temperature and positioning easily while you relax in the instant warmth of a heated seat every time you go. A touchless automatic flush ensures messes don't get left behind, particularly from younger visitors. With so many amenities, you'll think you're living in a fancy hotel. A next level toilet by the brand you know and trust. Nyren is simply the smarter way to go.



MANSFIELD'S MOST POWERFUL FLUSH

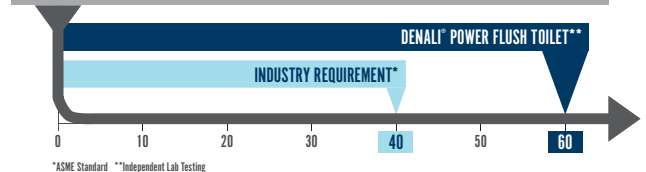
We have so much confidence in Denali's performance, we had it independently tested to surpass the 1000 gram MaP rating in 1.6 gallons per flush.



SUPERIOR DRAIN LINE CARRY

DOESN'T JUST CLEAR THE TOILET, IT CLEARS THE HOUSE.

1.5X farther than code requires – a full 60 feet.



*ASME Standard **Independent Lab Testing

PRODUCT CONFIGURATIONS:



HIGH EFFICIENCY TOILET



ADA COMPLIANT



SMARTHEIGHT ADA



ELONGATED



SLOW CLOSE SEAT



PURACLEAN™



SMARTFASTEN



CTX



WATER CONSUMPTION



1.28 gpf



1.6 gpf

DENALI®

MAX POWER FOR MAX CONFIDENCE.

Designed for power, Denali® was engineered to surpass standards in flush performance and drain line carry. Denali utilizes a dual side jet flushing system to deliver Mansfield's most powerful flush in both volume and velocity. With modern lines and delicate curves, you don't have to compromise between performance and style — have it all.

PROTECTOR®

THE PROTECTION YOU NEED BY THE BRAND YOU CAN TRUST.

With Protector®, the no-overflow toilet, you don't have to worry about the mess caused by a clogged toilet. In the event of a clog, Protector keeps dirty water in the toilet and off your floor by diverting the excess water directly into the drain line. And since the overflow system is concealed within the bowl, there are no unsightly and hard-to-clean overflow holes. Rest easy with Protector.

PRODUCT CONFIGURATIONS:



ADA COMPLIANT



SMARTHEIGHT ADA



ELONGATED



SLOW CLOSE SEAT



PURACLEAN™



SMARTFASTEN

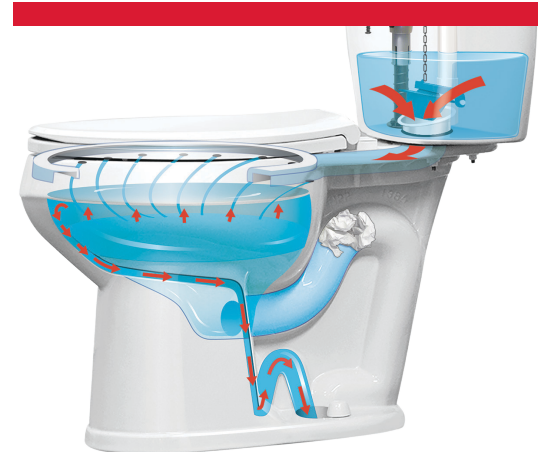


CTK



1.6 gpf

WATER CONSUMPTION



CONCEALED SECONDARY DRAIN

In the event of a clog, Protector diverts excess water directly into the drain line through a concealed secondary drain in the bowl — no unsightly and hard-to-clean overflow holes!

SUMMIT®

THE PROVEN PERFORMER AND PROFESSIONAL FAVORITE.

A favorite of plumbing professionals everywhere, Summit® delivers high performance and consistency in an attractive and versatile package. Available in multiple configurations and colors, the Summit line of toilets is sure to have the right fit for your bathroom. So whether you are looking for water conservation, ADA compliance or simply great value, Summit has you covered.



SMARTFASTEN™ CONNECTION

Our superior SmartFasten™ tank-to-bowl system installs quickly and provides a sturdy connection between tank and bowl that prevents rocking and leaking.

PRODUCT CONFIGURATIONS:





UNIVERSAL STYLING

Unique, faceted tank lines provide sleek, attractive and universal styling that complements any bathroom decor.



Pairs with any Summit® toilet bowl

PRODUCT CONFIGURATIONS:



HIGH EFFICIENCY
TOILET



ADA COMPLIANT



SMARTHEIGHT ADA



ELONGATED



ROUND



PURACLEAN



SMARTFASTEN



WATER CONSUMPTION

SUMMIT® PRO

DESIGNED WITH THE SERVICE PLUMBER IN MIND.

Plumbing professionals have a reputation to maintain, and Mansfield® has long been a preferred brand of tradesmen everywhere for its performance and reliability. Mansfield continues that tradition with the launch of Summit® Pro, an extension of the well-known Summit line with a unique tank exclusively available through our wholesale partners.



ALTO®

ECONOMICAL RELIABILITY FOR OVER 30 YEARS.

A staple of the Mansfield® toilet lineup for more than 30 years, Alto® has a long history of reliable performance. It is offered in a wide range of configurations to meet your project needs, and its universal style will blend well with any décor. Economical, practical and dependable — Alto is an easy choice for the price-conscious home owner.



PRODUCT CONFIGURATIONS:



HIGH EFFICIENCY
TOILET



ADA COMPLIANT



SMARTHEIGHT ADA



ELONGATED



ROUND



SMARTFASTEN



CTK



WATER CONSUMPTION

1.28
gpf

1.6
gpf

MAVERICK™ 1.0

CONSTRAIN YOUR WATER, NOT PERFORMANCE.

Water conservation is a growing global concern, leaving many searching for environmentally responsible bathroom fixtures that still meet high standards for performance. Mansfield's Maverick delivers just that. Using almost 40% less water than standard gravity toilets, Maverick's powerful one-gallon flush achieves a MaP rating of 800 grams and proudly bears both the EPA WaterSense seal of approval and the MaP PREMIUM designation.

PRODUCT CONFIGURATIONS:



HIGH EFFICIENCY
TOILET



SMARTHEIGHT ADA



ELONGATED



WATER CONSUMPTION

1.0
gpf



POWERFUL ONE-GALLON FLUSH

Maverick™ 1.0 conserves water while still providing a powerful, efficient flush for a toilet that is both environmentally responsible and high performance.



SWIRL-WAY®

LUXURY SERIES

HANDCRAFTED PERFECTION IN DESIGN AND EXPERIENCE.

For the selective bather, we take luxurious bathing to a higher level with the Swirl-way® Luxury Series. Custom-molded armrests and backrests cradle you for relaxing comfort. Take it up a notch with a hydromassage from one of our various jetted systems. For specific aches and pains, the whirlpool bath jets can be directed to massage a particular area. For a broader massage, an air massage bath creates huge therapeutic bubbles throughout the bathing well. Want both? Choose the combination and run each system independently or simultaneously. For gentle exfoliation, choose the MicroDerm™ microbubbler. Rest assured, Mansfield® has the right bath product for you.



QUALITY CONSTRUCTION

High-gloss, easy-to-clean acrylic with fiberglass reinforcement ensures your tub is built to last from the inside out.



HYDRO-V™ BACKJET SYSTEM

Strategically placed jets target the shoulder blades, upper, middle and lower back muscles with an invigorating wave of direct hydrotherapy.



BATH



WHIRLPOOL



MICRODERM™



AIR MASSAGE



COMBINATION



Shown: Swirl-Way Brentwood 3666 Whirlpool in white with white finish drain (5073)



MADE IN
★ USA

Shown: Ava Duo 3570 in white with white surround (5746)

WHITLEY™

FREESTANDING



A FAMILY-FRIENDLY FUSION OF ELEGANCE & PRACTICALITY.

The Whitley™ Collection of freestanding baths features contemporary, yet timeless styles for today's bathroom sanctuaries. Constructed of high-gloss, solid acrylic with fiberglass reinforcement for strength and rigidity, these products are built to last and include a ten-year warranty. Each freestanding bath is handcrafted and buffed to a high shine before shipping to ensure it will gleam as the picturesque focal point of any bathroom. The Whitley Collection highlights timeless beauty while also boasting extraordinarily smooth and easy-to-clean surfaces. The inviting simplicity of the Whitley Collection is sure to make for a spacious bubble-filled bath time for the kids as well as a relaxing, luxurious spa-like retreat. We've expanded our Whitley Collection to include easier-to-install and Made in the U.S.A. two-piece freestanding bathtubs. Offered in two sizes to be sure to fit into any bathroom, whether it's a residential home or multi-family complex. These tubs are also available in color accents — providing your home with unique and stylish character.

SEAMLESS ONE-PIECE

Lightweight, sleek one-piece style provides smooth lines for a beautiful look and gleaming finish.

Choose from a wide selection of styles and sizes so you find the perfect freestanding tub for your bathroom.



DUO TWO-PIECE



All Duo Freestanding bathtub models are made in our Henderson, Texas facility.



For easier installation, use the outer shroud to position the tub and connect the water supply before dropping in the interior bathing well.



Looking for an accent in your bathroom? Classic color options are available on the outer shroud.



PRO-FIT[®]

BUILDER SERIES

QUALITY BUILT IN FOR PRACTICALITY THAT LASTS.

For outstanding quality and proven value, architects, builders and contractors choose Mansfield[®]. Our Pro-Fit[®] builder series of bathtubs, whirlpools and air massage baths offer universal style, simple installation and reliable performance. Finally, get the look, the experience and the quality you want at the price you can afford.



Shown: Pro-Fit[®] 4260 OV Whirlpool in white with oil rubbed bronze finish drain (6025)



BATH



WHIRLPOOL



AIR MASSAGE



QUALITY CONSTRUCTION

High-gloss, easy-to-clean acrylic with fiberglass reinforcement ensures your tub is built to last from the inside out.



EASY INSTALLATION & ACCESS

Integrated flange and apron make easy installation possible while optional removable access panels provide convenient access to whirlpool pump, blower or interior parts.




RESTORE™ ACR

CREATED TO KEEP YOU HOME, INDEPENDENTLY.

Restore™ ACR walk-in bathtub is designed to make luxurious bathing fit your needs and your life. Why should you give up a deep, comfortable soak in a warm bath just because it's not as easy to move around as it once was? Now, you don't have to! Restore ACR allows you to choose your hydrotherapy. If you want to simply soak, the bathtub is the perfect choice. If you prefer a hydromassage, choose a MicroDerm™, whirlpool, air massage bath or combination system. With an inward swinging door, easy to engage door handle, simple to use electronic control, the Restore ACR was made for you.



Shown: Restore™ ACR Whirlpool Comfort, Left-Hand (8190)



A LOW THRESHOLD

Low 6-1/2" threshold for safer entry and exit.



B ERGONOMIC DOOR HANDLE

Uniquely designed ergonomic handle requires a light touch.



C HEATED, SLOPED BACKREST

Comfortably cradles your back, neck and shoulders.



D HYGIENIC SEAT CHANNEL

Easily wash hard to reach areas without lifting your body.



E ELEVATED SEAT

ADA compliant seat makes for safer sitting and rising.



F ELECTRONIC KEYPAD

User-friendly keypad brings a spa-like experience with the touch of a button.



G QUICK TURN ACCESSIBLE DRAIN

Release drain without bending.



H OPTIONAL EXTENSION BOX

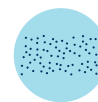
Accommodates your space for the perfect fit.



BATH



WHIRLPOOL



MICRODERM™



AIR MASSAGE



COMBINATION



AVA™



AWARD WINNER

STYLE & AFFORDABILITY COLLIDE IN A VERSATILE SINK.

Simple and timeless elegance. Exceptional quality. Unbelievable value. Style and affordability collide at Mansfield® and the Ava™ family of lavs in our newest creation. The universal appeal of the Ava collection is the smooth lines that soften the hard edges of today's modern bathrooms. Ava lavs can be the centerpiece of your guest bathroom or the subtle surprise of your spa-like retreat.

Matte colors for
bold accents



VESSEL



DROP-IN



UNDERCOUNTER



SINGLE HOLE



4-IN FAUCET CENTER



8-IN FAUCET CENTER

SPACIOUS BASIN

Ava™ is designed with a spacious basin for greater convenience and minimal splash during daily routines.



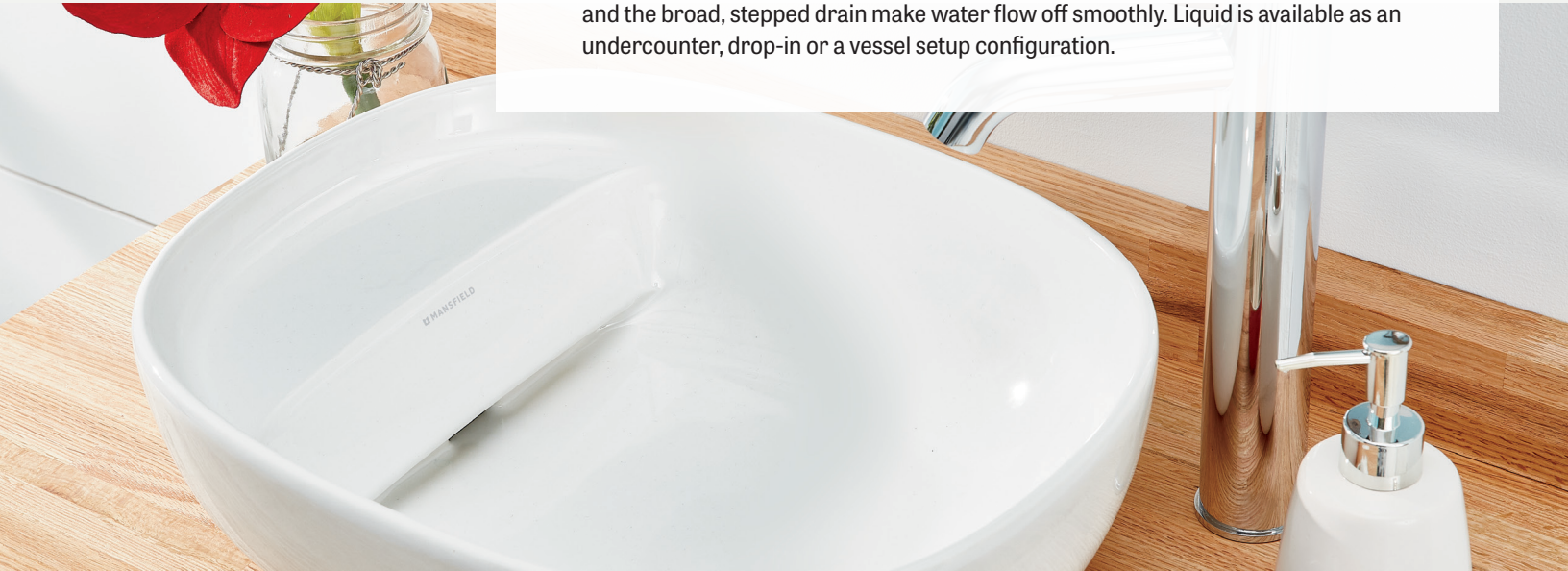
Petite undercounter
for compact spaces



LIQUID™

A BUILT-IN SHELF FOR ADDED PRACTICALITY.

The award-winning Mansfield® Liquid™ collection features flowing lines and shapes. The semi-rounded basin showcases a narrow rim. The high-quality ceramic material and the broad, stepped drain make water flow off smoothly. Liquid is available as an undercounter, drop-in or a vessel setup configuration.



AWARD WINNER



VESSEL



DROP-IN



UNDERCOUNTER



BUILT-IN SHELF FOR FUNCTIONALITY

A built-in shelf provides added space and practicality, keeping your counter clean and every day essentials within reach.



HIDDEN DRAIN KEEPS IT CLEAN AND SIMPLE

High-quality ceramic material with a broad, stepped drain makes water flow off smoothly.



DROP-IN



UNDERCOUNTER

ARAMIS®

A SIMPLY-STYLED SINK THAT'S UNLIKE ANY OTHER.

The Mansfield® Aramis™ collection combines a sleek European style with a concealed drain to give any bathroom a contemporary look. Aramis is available in undercounter or drop-in to fit your particular needs. All configurations feature a unique single hole faucet mount on the deck, a creative design that will quickly become the centerpiece of your bathroom.



SINGLE HOLE



4-IN FAUCET CENTER



8-IN FAUCET CENTER



Part of a collection



BARRETT™

**A DESIGNER BATHROOM THAT'S
ALSO WARM AND INVITING.**

With an inviting and warm look, Barrett™ is a classic style choice filled with architectural details. It's not surprising that these products are part of the more universally appealing collection featured in the Mansfield® lineup.

BRENTWOOD®



DROP-IN



UNDERCOUNTER

A TRADITIONAL DESIGN WITH ELEGANT DETAILS.

Brentwood's traditional design is clean and spacious, yet accentuated with elegant details throughout the collection that bring your fixture to life.



SINGLE HOLE



4-IN FAUCET CENTER



8-IN FAUCET CENTER



Part of a collection



ENSO®

AN ACHIEVABLE LOOK WITH A MODERN TWIST

The Enso® collection is part of the stylish, yet attainable Mansfield® lineup. Smooth, sleek lines give these products the modern look that so many consumers are searching for today.



LUNA™



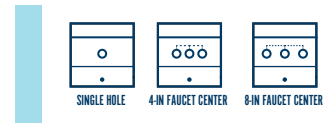
MINIMIZES SPLASHBACK IN STYLE.

Luna™ demi-vessel is a throwback to simpler times, with an updated twist. Luna has the look and feel of a countertop washbasin from the Victorian Era, but with the modern convenience of a deceptively deep bowl that minimizes splashback. Elegant like a man's tuxedo, Luna is always handsome, always dependable and always in style.

ALTO® IV

A GENEROUS BASIN WITH A TIMELESS, SPACE-SAVING STYLE.

Beautiful in its simplicity, Alto® IV brings a natural balance to a bathroom, complementing the other fixtures, harmonious with any design. One of Mansfield's more popular pedestals, Alto IV doesn't make you sacrifice a spacious basin for your half or smaller-sized bathroom. Designed not to be the centerpiece, but rather to enhance the beauty of whatever you choose to be the focal point of the bathroom.



SPACE-SAVING SOLUTION

Pedestal sinks are ideal for smaller bathrooms, Alto® IV saves space while providing an ample basin.



CONCEALED FRONT OVERFLOW

A concealed front overflow is discreet and provides no-overflow reassurance.

GENERAL TERMS



LIFETIME LIMITED WARRANTY – VITREOUS CHINA

Warranty on china products to be free from defects in materials and workmanship, under normal use and maintenance, for the lifetime of the product from the date of the initial retail purchase.



10-YEAR LIMITED WARRANTY – ACRYLIC SHELL

Warranty on any Swirl-way® or Whitley™ Collection product from defects in materials and workmanship for the acrylic shell. The shell will maintain its structural integrity and be free of water loss due to a defect in the tub shell.



5-YEAR LIMITED WARRANTY – TANK TRIM

Warranty on plumbing fittings and toilet tank trim products including: fill valve, flush valve and trip lever products to be free from defects in materials and workmanship.



1-YEAR LIMITED WARRANTY – TANK TRIM

Warranty on plumbing fittings and toilet tank trim products including: ballcock, flush valve and trip lever products to be free from defects in materials and workmanship.



MADE IN USA

Product is made in the USA.



PURACLEAN® GLAZE

PuraClean® easy-to-clean glazed surface – 48% smoother surface collects less debris, inhibiting growth of bacteria and proving easier to clean.



ADA COMPLIANT

When properly installed, product meets the requirements for the Americans with Disabilities Act of 1990 (ADA). Refer to local plumbing codes, as they may vary by location and application.

SANITARYWARE

TOILETS



ELONGATED BOWL

For those with a larger bathroom, an elongated bowl will fit well and provide added comfort.



ROUND BOWL

For those with a smaller bathroom, a round bowl will fit well in tighter spaces.



SMARTFASTEN™ CONNECTION

Superior SmartFasten™ tank-to-bowl system provides a sturdy connection between tank and bowl that prevents rocking and leaking.



HIGH EFFICIENCY

With a water consumption of 1.28 gallons per flush, or less, you save both water and money.



SIDE-MOUNTED SEAT

Seat hinges are located on the side of the toilet bowl, not the top, eliminating hard-to-clean corners and crevices, and providing an easy-to-wipe deck surface.



CONCEALED TRAPWAY

CONCEALED TRAPWAY

Provides a smooth toilet pedestal. Dust, debris and waste won't collect in bends and grooves, making the toilet easier to clean and keeping it clean longer.



SLOW CLOSE SEAT

SLOW CLOSE SEAT

No slamming, no pinching. A slow close seat settles onto the bowl slowly and quietly with just a gentle touch.



WATERSENSE CERTIFIED

Certified by WaterSense for water conservation and performance.



SMARTHEIGHT ADA

SMARTHEIGHT

Taller bowl height for easier sitting and standing, meets ADA requirements for bowl height.

LAVATORIES



NO-OVERFLOW

NO OVERFLOW

No overflow drains prevent water from spilling over the sink and onto the counter and floor.



CONCEALED DRAIN

CONCEALED DRAIN

Eliminate drain assembly with a concealed drain – and gain a cleaner looking sink.

BATHWARE



BATH

BATHTUB

Relax with a soothing soak in warm water.



WHIRLPOOL

WHIRLPOOL MASSAGE

Focus relief to your aching muscles with fully adjustable body and back jets that allow you to control the direction and force of the water flow.



AIR MASSAGE

AIR MASSAGE

Aid relaxation and comfort with air jets that create huge air bubbles to help relieve aches in any part of your body.



COMBINATION

COMBINATION WHIRLPOOL AND AIR MASSAGE

Get the benefits of both therapies with a combination system that allows you to operate the whirlpool jets and air jets independently or together.



MICRODERM

MICRODERM THERAPEUTIC BATH

Enjoy softer, rejuvenated skin as the MicroDerm™ system surrounds you with millions of tiny oxygenated microbubbles that exfoliate and hydrate the skin.



ADJUSTABLE LEGS

ADJUSTABLE LEGS

Concealed leveling legs can be easily adjusted to level the bathtub. There is no need to set the tub in a bed of mortar; simply level it and set in place with silicone.

PRODUCT INDEX

Overview Offering

Model No.	Product Description	Category	Page No.
6606/6607	3060TFS NCA Bath	Bathtub	12-13
6106/6107	3060TFS NCA Whirlpool	Bathtub	12-13
6652/6651	3260TFS NCA Bath	Bathtub	12-13
6152A/6152A	3260TFS NCA Whirlpool	Bathtub	12-13
6518	3660 Bath	Bathtub	12-13
6018	3660 Whirlpool	Bathtub	12-13
6418	3660 Air	Bathtub	12-13
6517	3660 OV Bath	Bathtub	12-13
6017	3660 OV Whirlpool	Bathtub	12-13
6417	3660 OV Air	Bathtub	12-13
6523	3666 Bath	Bathtub	12-13
6023	3666 Whirlpool	Bathtub	12-13
6423	3666 Air	Bathtub	12-13
6520	3666 OV Bath	Bathtub	12-13
6020	3666 OV Whirlpool	Bathtub	12-13
6420	3666 OV Air	Bathtub	12-13
6524	4260 Bath	Bathtub	12-13
6024	4260 Whirlpool	Bathtub	12-13
6424	4260 Air	Bathtub	12-13
6525	4260 OV Bath	Bathtub	12-13
6025	4260 OV Whirlpool	Bathtub	12-13
6425	4260 OV Air	Bathtub	12-13
6527	4272 Bath	Bathtub	12-13
6027	4272 Whirlpool	Bathtub	12-13
6427	4272 Air	Bathtub	12-13
3173	Alto 1.28 Tank	Toilet	10
160	Alto 1.6 Tank	Toilet	10
117	Alto Round SMHT Bowl	Toilet	10
130	Alto Round Bowl	Toilet	10
131	Alto Round 10" Bowl	Toilet	10
135	Alto Elongated Bowl	Toilet	10
137	Alto Elongated SMHT Bowl	Toilet	10
138	Alto Elongated 10" Bowl	Toilet	10
139NS	Alto Elongated SMHT 10" Bowl	Toilet	10
290	Alto IV Pedestal	Lavatory	26
244	Aramis Drop-In	Lavatory	22
264	Aramis Undercounter	Lavatory	22
895	Ava Vessel	Lavatory	20
295-1	Ava Drop-In, Single Hole	Lavatory	20
295-4	Ava Drop-In, 4" Faucet Center	Lavatory	20
295-8	Ava Drop-In, 8" Faucet Center	Lavatory	20
595	Ava Undercounter	Lavatory	20
596	Ava Petite Undercounter	Lavatory	20
5543	Ava Drop-In 3260 Bath	Bathtub	16-17
5343	Ava Drop-In 3260 Air	Bathtub	16-17
5043	Ava Drop-In 3260 Whirlpool	Bathtub	16-17
5546	Ava Drop-In 3570 Bath	Bathtub	16-17
5346	Ava Drop-In 3570 Air	Bathtub	16-17

Model No.	Product Description	Category	Page No.
5046	Ava Drop-In 3570 Whirlpool	Bathtub	16-17
5743	Ava Duo 3260	Bathtub	14-15
5746	Ava Duo 3570	Bathtub	14-15
5732	Ava Seamless	Bathtub	14-15
5508	Barrett 3666 Bath	Bathtub	16-17
5008	Barrett 3666 Whirlpool	Bathtub	16-17
5308	Barrett 3666 Air	Bathtub	16-17
5208	Barrett 3666 MicroDerm	Bathtub	16-17
5408	Barrett 3666 Combination	Bathtub	16-17
5510	Barrett 3672 Bath	Bathtub	16-17
5010	Barrett 3672 Whirlpool	Bathtub	16-17
5310	Barrett 3672 Air	Bathtub	16-17
5210	Barrett 3672 MicroDerm	Bathtub	16-17
5410	Barrett 3672 Combination	Bathtub	16-17
5522	Barrett 4266 Bath	Bathtub	16-17
5022	Barrett 4266 Whirlpool	Bathtub	16-17
5322	Barrett 4266 Air	Bathtub	16-17
5222	Barrett 4266 MicroDerm	Bathtub	16-17
5422	Barrett 4266 Combination	Bathtub	16-17
5518	Barrett 4272 Bath	Bathtub	16-17
5018	Barrett 4272 Whirlpool	Bathtub	16-17
5318	Barrett 4272 Air	Bathtub	16-17
5218	Barrett 4272 MicroDerm	Bathtub	16-17
5418	Barrett 4272 Combination	Bathtub	16-17
5524	Barrett Alcove Bath	Bathtub	16-17
5024	Barrett Alcove Whirlpool	Bathtub	16-17
5324	Barrett Alcove Air	Bathtub	16-17
268-1	Barrett Drop-In, Single Hole	Lavatory	23
268-4	Barrett Drop-In, 4" Faucet Center	Lavatory	23
268-8	Barrett Drop-In, 8" Faucet Center	Lavatory	23
330	Barrett Pedestal	Lavatory	23
5567	Brentwood 3260 Bath	Bathtub	16-17
5067	Brentwood 3260 Whirlpool	Bathtub	16-17
5367	Brentwood 3260 Air	Bathtub	16-17
5267	Brentwood 3260 MicroDerm	Bathtub	16-17
5569	Brentwood 3660 Bath	Bathtub	16-17
5069	Brentwood 3660 Whirlpool	Bathtub	16-17
5369	Brentwood 3660 Air	Bathtub	16-17
5269	Brentwood 3660 MicroDerm	Bathtub	16-17
5469	Brentwood 3660 Combination	Bathtub	16-17
5573	Brentwood 3666 Bath	Bathtub	16-17
5073	Brentwood 3666 Whirlpool	Bathtub	16-17
5373	Brentwood 3666 Air	Bathtub	16-17
5273	Brentwood 3666 MicroDerm	Bathtub	16-17
5473	Brentwood 3666 Combination	Bathtub	16-17
5574	Brentwood 3672 Bath	Bathtub	16-17
5074	Brentwood 3672 Whirlpool	Bathtub	16-17
5374	Brentwood 3672 Air	Bathtub	16-17

Model No.	Product Description	Category	Page No.
5274	Brentwood 3672 MicroDerm	Bathtub	16-17
5474	Brentwood 3672 Combination	Bathtub	16-17
5575	Brentwood 4272 Bath	Bathtub	16-17
5075	Brentwood 4272 Whirlpool	Bathtub	16-17
5375	Brentwood 4272 Air	Bathtub	16-17
5275	Brentwood 4272 MicroDerm	Bathtub	16-17
5475	Brentwood 4272 Combination	Bathtub	16-17
254-1	Brentwood Drop-In, Single Hole	Lavatory	24
254-4	Brentwood Drop-In, 4" Faucet Center	Lavatory	24
254-8	Brentwood Drop-In, 8" Faucet Center	Lavatory	24
234	Brentwood Undercounter	Lavatory	24
5758	Brigitte Seamless	Bathtub	14-15
710CTK	Broadway 1.28 Elongated SMHT Toilet	Toilet	4
3916	Denali 1.6 Tank	Toilet	6
2916	Denali 1.28 Tank	Toilet	6
4977	Denali Elongated SMHT Bowl	Toilet	6
5594	Enso 4266 Bath	Bathtub	16-17
5094	Enso 4266 Whirlpool	Bathtub	16-17
5394	Enso 4266 Air	Bathtub	16-17
5595	Enso 4272 Bath	Bathtub	16-17
5095	Enso 4272 Whirlpool	Bathtub	16-17
5395	Enso 4272 Air	Bathtub	16-17
311	Enso Vessel	Lavatory	25
5731	Greta Seamless	Bathtub	14-15
5788	Ingrid Seamless	Bathtub	14-15
5552	Lana Drop-In 3260 Bath	Bathtub	16-17
5052	Lana Drop-In 3260 Whirlpool	Bathtub	16-17
5352	Lana Drop-In 3260 Air	Bathtub	16-17
5554	Lana Drop-In 3466 Bath	Bathtub	16-17
5054	Lana Drop-In 3466 Whirlpool	Bathtub	16-17
5354	Lana Drop-In 3466 Air	Bathtub	16-17
5752	Lana Duo 3260	Bathtub	14-15
5754	Lana Duo 3466	Bathtub	14-15
5728	Lana Petite Seamless	Bathtub	14-15
5729	Lana Seamless	Bathtub	14-15
809	Liquid Vessel	Lavatory	21
229	Liquid Drop-In	Lavatory	21
279	Liquid Undercounter	Lavatory	21
802	Luna Vessel	Lavatory	25
1012	Maverick 1.0 Tank	Toilet	11
1014	Maverick Elongated SMHT Bowl	Toilet	11
760	Nyren Smart Toilet	Toilet	5
1386	Protector 1.6 Tank	Toilet	7
1384	Protector Elongated SMHT Bowl	Toilet	7
8290/8390	Restore ACR Bath	Bathtub	18-19

Model No.	Product Description	Category	Page No.
8090/8190	Restore ACR Whirlpool	Bathtub	18-19
8490/8590	Restore ACR Air	Bathtub	18-19
8690/8790	Restore ACR MicroDerm	Bathtub	18-19
8890/8990	Restore ACR Combination	Bathtub	18-19
386	Summit 1.28 Tank	Toilet	8
387	Summit 1.6 Tank	Toilet	8
3386	Summit Dual Flush Tank	Toilet	8
380	Summit Round Bowl	Toilet	8
382	Summit Elongated Bowl	Toilet	8
384	Summit Elongated SMHT Bowl	Toilet	8
385	Summit Elongated SMHT 10" Bowl	Toilet	8
388	Summit Round SMHT Bowl	Toilet	8
376	Summit Pro 1.28 Tank	Toilet	9
377	Summit Pro 1.6 Tank	Toilet	9
5017	Waverly Whirlpool	Bathtub	16-17
2987	Vanquish 1.28 Tank	Toilet	2-3
3987	Vanquish 1.6 Tank	Toilet	2-3
4987	Vanquish Elongated SMHT Bowl	Toilet	2-3

For a full product listing please visit www.mansfieldplumbing.com.
Additional information may be found in Mansfield's List Price Book.



Mansfield Plumbing Products, LLC

www.mansfieldplumbing.com

1-877-850-3060 | custsrvs@mansfieldplumbing.com

Printed August 2021