

**BATHROOM COLLECTIONS**

Consistent Availability on Quality Products at Affordable Prices

# LIST PRICE BOOK

Residential & Commercial  
Product Lines



# LIST PRICE BOOK TABLE OF CONTENTS

## PRODUCT QUICK REFERENCE .....i

### AFFORDABLE STYLE DESIGNER SUITES

Brentwood.....	2
Waverly.....	6
Barrett.....	10
Enso.....	14

## SANITARYWARE

### TOILETS

Featured.....	19
Premium.....	23
Performance.....	27
Economical.....	35
Complete Toilet Kits.....	40
References.....	41

### LAVATORIES

Featured.....	45
Above Counter Vessels.....	50
Drop-In.....	52
Pedestal.....	57
Undercounter.....	61

### COMMERCIAL

Flushometer Toilets.....	64
Elementary Toilet.....	68
Urinals.....	69
Wall-Mount Lavatories.....	71

### PARTS & ACCESSORIES

Cross Reference Chart.....	76
Toilet Seats.....	78
Tank Lids.....	79
Trip Levers.....	81
Tank Trim.....	87
Hardware.....	91
Miscellaneous Packaged Service Kits.....	94

## BATHWARE

### WHITLEY™ FREESTANDING COLLECTION

.....	98
-------	----

### SWIRL-WAY® LUXURY SERIES.....

References.....	111
-----------------	-----

### PRO-FIT® BUILDER SERIES.....

References.....	153
-----------------	-----

### PRO-SPEC BUILDER SERIES.....

### WALK-IN BATHS.....

### PARTS & ACCESSORIES

Swirl-Way® Luxury Series.....	184
Pro-Fit® Builder Series.....	186
Restore™ ACR Walk-In.....	188

## GENERAL INFORMATION

Discontinued Products.....	190
Glossary.....	194
Terms & Conditions.....	196
Warranty Information.....	197
Freight Policy.....	200
Order Change & Cancellation Policy.....	200
Product Index.....	201
Discontinued Index.....	212
Color Charts.....	Inside Back Cover

Product information, prices and color/option availability are subject to change. Mansfield Plumbing Products, LLC reserves the right to make changes and/or corrections as necessary to this List Price Book and on mansfieldplumbing.com at any time.





**AFFORDABLE STYLE**


**DESIGNER SUITES**

AFFORDABLE STYLE  
— TOILETS —



# BRENTWOOD® SUITE

ELEGANT & TRADITIONAL



AFFORDABLE STYLE  
- TOILETS -

Brentwood's traditional design features an elongated, SmartHeight™ toilet with a concealed trapway for a more aesthetic look that is easy to clean and appeals to the largest percentage of the market. The suite includes a tub line with five size options and your choice of bathtub, air massage, MicroDerm™, whirlpool or combination hydrotherapy systems. Either the drop-in or undercounter lavatory will complete your desire for an elegant bathroom suite.

## TOILETS

- Toilet combination
- 1.6 gpf / 6.0 lpf and 1.28 gpf / 4.8 lpf low water consumption
- Concealed trapway for easier cleaning
- MagnaFlush™ high performance flushing technology with 3" flush valve
- Pilot operated anti-siphon fill valve
- Decorative metal trip lever, chrome
- Fully glazed trapway
- 12" rough-in
- 800 g MaP
- Coordinating lavatories and bathtubs available
- Complies with ADA requirements for accessibility



**BRENTWOOD**  
4148-3147  
1.6 ELONGATED ADA



BRENTWOOD® TOILET						
Model #	Product Description	List Price		Approx. Ship Weight (lbs.)	Pallet Qty	Package Dimensions (H x W x D)
		Standard	Premium			
<b>Tank</b>						
3147	1.6 Tank and Lid	\$ 172.87	\$ 216.85	43	30	19-3/8" x 9-3/4" x 16-3/4"
3148	1.28 Tank and Lid	\$ 172.87	\$ 216.85	43	30	19-3/8" x 9-3/4" x 16-3/4"
<b>12" Rough-In</b>						
4148-3147	Brentwood® 1.6 Elongated SMHT Combo* ADA	\$ 467.00	\$ 585.85	109	-	-
4148-3148	Brentwood® 1.28 Elongated SMHT Combo* ADA	\$ 467.00	\$ 585.85	109	-	-
4148	Elongated SmartHeight™ Bowl	\$294.13	\$369.00	66	12	21" x 15-3/4" x 17-1/2"
Standard Colors: White Premium Colors: Biscuit						

PARTS & ACCESSORIES				
Model #	Product Description	List Price		Page #
		Standard	Premium	
76	CH - Trip Lever, Chrome	\$ 33.24	-	85
	SN - Trip Lever, Satin Nickel	\$ 57.83	-	
	SB - Trip Lever, Sicilian Bronze	\$ 57.83	-	
206-1112	3" Flapper Flush Valve	\$ 13.88	-	88
630-0207	Replacement Flapper Kit	\$ 9.56	-	94
2206	Pilot Operated Fill Valve	\$ 18.83	-	90
3147-LID	Tank Lid	\$ 77.20	\$ 88.54	79
BC	Plastic Bolt Caps (set of two)	\$ 1.24	\$ 1.24	91

\*Less supply

## LAVATORIES

### Brentwood® Drop-In

- 22-7/16" x 18-15/16" drop-in lavatory
- Basin: 18-11/16" x 12-7/16"
- Rectangular style
- Concealed front overflow
- Complies with ADA requirements for accessibility
- Available in single hole, 4" and 8" faucet centers
- Coordinating toilets and bathtubs available



**BRENTWOOD®**  
254-4  
DROP-IN, 4" FAUCET CENTER



**BRENTWOOD®**  
254-1  
DROP-IN, SINGLE HOLE



**BRENTWOOD®**  
254-8  
DROP-IN, 8" FAUCET CENTER



#### BRENTWOOD® DROP-IN LAVATORY

Model #	Product Description	List Price		Approx. Ship Weight (lbs.)	Pallet Qty	Package Dimensions (H x W x D)
		Standard	Premium			
254-1	Drop-In Lavatory, Single Hole <a href="#">ADA</a>	\$ 187.53	\$ 236.00	30	20	23-1/4" x 20" x 7"
254-4	Drop-In Lavatory, 4" Faucet Center <a href="#">ADA</a>	\$ 187.53	\$ 236.00	30	20	23-1/4" x 20" x 7"
254-8	Drop-In Lavatory, 8" Faucet Center <a href="#">ADA</a>	\$ 187.53	\$ 236.00	30	20	23-1/4" x 20" x 7"

Standard Colors: White Premium Colors: Biscuit

### Brentwood® Undercounter

- 20-5/16" x 14-3/16" undercounter lavatory
- Basin: 18-15/16" x 13"
- Rectangular style
- Concealed front overflow
- Mounting clips included
- Complies with ADA requirements for accessibility
- Coordinating toilets and bathtubs available



**BRENTWOOD®**  
234  
UNDERCOUNTER



#### BRENTWOOD® UNDERCOUNTER LAVATORY

Model #	Product Description	List Price		Approx. Ship Weight (lbs.)	Pallet Qty	Package Dimensions (H x W x D)
		Standard	Premium			
234	Undercounter Lavatory	\$ 154.25	\$ 197.92	20	30	21-5/8" x 16-1/4" x 7-1/2"

Standard Colors: White Premium Colors: Biscuit

#### PARTS & ACCESSORIES

Model #	Product Description	List Price
		Standard
CLIPS	Mounting Clips (Set of 4)	\$ 18.14

BATHTUBS

Brentwood®



- Installation: Drop-In, Alcove or Undermount
- Clean, geometric lines
- High gloss, easy-to-clean acrylic with fiberglass reinforcement
- Hydro-V back jet system with back and body jets
- All jets are directionally and flow adjustable
- Includes one pillow
- Rectangular model with end drain
- Pre-leveled legs for easy installation
- Integrated dual armrests for bather's comfort
- Two decorative handles
- Coordinating toilets and lavatories available



BRENTWOOD® 4272  
5575  
SWIRL-WAY® BATHTUB



BRENTWOOD® SWIRL-WAY BATHTUBS

Model #	Product Description	Water Capacity (gals.)		Dimensions	Approx. Ship Weight (lbs.)	Package Dimensions (H x W x D)	List Price	Page #
		Min	Max				Standard	
5567	Brentwood® 3260 Swirl-Way® Bathtub	40	52	60" x 32" x 20-3/4"	110	65-1/2" x 37-1/2" x 23-1/2"	\$ 1,394.00	124
5569	Brentwood® 3660 Swirl-Way® Bathtub	56	66	60" x 36" x 22-1/2"	150	65-1/2" x 38-1/2" x 24"	\$ 1,433.00	125
5573	Brentwood® 3666 Swirl-Way® Bathtub	60	75	66" x 36" x 22-1/2"	155	71-1/2" x 38-1/2" x 24"	\$ 1,464.00	126
5574	Brentwood® 3672 Swirl-Way® Bathtub	65	80	72" x 36" x 22-1/2"	160	77-1/2" x 38-1/2" x 24"	\$ 1,493.00	127
5575	Brentwood® 4272 Swirl-Way® Bathtub	88	99	72" x 42" x 22-1/2"	165	77-1/2" x 44" x 24"	\$ 1,601.00	128

BRENTWOOD® SWIRL-WAY HYDROTHERAPY SYSTEMS

Model #	Product Description	Water Capacity (gals.)		Dimensions	Approx. Ship Weight (lbs.)	Package Dimensions (H x W x D)	List Price	Page #
		Min	Max				Standard	
50675	Brentwood® 3260 Swirl-Way® Whirlpool Essentials	40	52	60" x 32" x 20-3/4"	130	65-1/2" x 37-1/2" x 23-1/2"	Add \$ 1,421.00	124
506751	Brentwood® 3260 Swirl-Way® Whirlpool Comfort						Add \$ 3,126.00	
5367	Brentwood® 3260 Swirl-Way® Air Massage						Add \$ 1,644.00	
5267	Brentwood® 3260 Swirl-Way® MicroDerm™						Add \$ 1,837.00	
50695	Brentwood® 3660 Swirl-Way® Whirlpool Essentials	56	66	60" x 36" x 22-1/2"	160	65-1/2" x 38-1/2" x 24"	Add \$ 1,421.00	125
506951	Brentwood® 3660 Swirl-Way® Whirlpool Comfort						Add \$ 3,126.00	
5369	Brentwood® 3660 Swirl-Way® Air Massage						Add \$ 1,644.00	
5269	Brentwood® 3660 Swirl-Way® MicroDerm™						Add \$ 1,837.00	
5469	Brentwood® 3660 Swirl-Way® Combination Whirlpool and Air Massage						Add \$ 3,705.00	
50735	Brentwood® 3666 Swirl-Way® Whirlpool Essentials	60	75	66" x 36" x 22-1/2"	165	71-1/2" x 38-1/2" x 24"	Add \$ 1,421.00	126
5073551	Brentwood® 3666 Swirl-Way® Whirlpool Comfort						Add \$ 3,126.00	
5373	Brentwood® 3666 Swirl-Way® Air Massage						Add \$ 1,644.00	
5273	Brentwood® 3666 Swirl-Way® MicroDerm™						Add \$ 1,837.00	
5473	Brentwood® 3666 Swirl-Way® Combination Whirlpool and Air Massage						Add \$ 3,705.00	
50745	Brentwood® 3672 Swirl-Way® Whirlpool Essentials	65	80	72" x 36" x 22-1/2"	170	77-1/2" x 38-1/2" x 24"	Add \$ 1,421.00	127
5074551	Brentwood® 3672 Swirl-Way® Whirlpool Comfort						Add \$ 3,126.00	
5374	Brentwood® 3672 Swirl-Way® Air Massage						Add \$ 1,644.00	
5274	Brentwood® 3672 Swirl-Way® MicroDerm™						Add \$ 1,837.00	
5474	Brentwood® 3672 Swirl-Way® Combination Whirlpool and Air Massage						Add \$ 3,705.00	
50755	Brentwood® 4272 Swirl-Way® Whirlpool Essentials	88	99	72" x 42" x 22-1/2"	175	77-1/2" x 44" x 24"	Add \$ 1,421.00	128
507551	Brentwood® 4272 Swirl-Way® Whirlpool Comfort						Add \$ 3,126.00	
5375	Brentwood® 4272 Swirl-Way® Air Massage						Add \$ 1,644.00	
5275	Brentwood® 4272 Swirl-Way® MicroDerm™						Add \$ 1,837.00	
5475	Brentwood® 4272 Swirl-Way® Combination Whirlpool and Air Massage						Add \$ 3,705.00	

Standard Colors: White • Biscuit • Bone Premium Colors: Black • British Khaki • Ice Gray

See individual product pages for complete listing, including additional options and accessories.


AFFORDABLE STYLE  
— TOILETS —



# WAVERLY™ SUITE

RICH & CHARMING





AFFORDABLE STYLE  
- TOILETS -

Clean and crisp, yet warm rich lines characterize this traditional English-inspired design. The round, soft curves present in all elements of the Waverly™ suite create a soft environment that invites relaxation. The suite includes a whirlpool hydrotherapy bathtub, the option of a pedestal or drop-in lavatory and a matching elongated, SmartHeight™ HET toilet.

## TOILETS

- Toilet combination
- 1.28 gpf / 4.8 lpf low water consumption
- Uses 20% less water than conventional toilets
- MagnaFlush™ high performance flushing technology with 3" flush valve
- Pilot operated anti-siphon fill valve
- Chrome trip lever with ceramic insert
- Fully glazed trapway
- 12" rough-in
- 800 g MaP
- Coordinating lavatories and bathtubs available
- Complies with ADA requirements for accessibility



WAVERLY™  
4197-3195  
1.28 ELONGATED ADA



WAVERLY™ TOILET					
Model #	Product Description	List Price	Approx. Ship Weight (lbs.)	Pallet Qty	Package Dimensions (H x W x D)
		Standard			
<b>Tank</b>					
3195	1.28 Tank and Lid	\$ 130.62	31	30	17-1/4" x 11" x 15"
<b>12" Rough-In</b>					
4197-3195	Waverly™ 1.28 Elongated SMHT Combo* ADA	\$ 327.26	82	-	-
4197	Elongated SmartHeight™ Bowl	\$ 196.64	51	18	27-1/2" x 16" x 17-1/2"

Standard Colors: White  
Less supply

PARTS & ACCESSORIES			
Model #	Product Description	List Price	Page #
		Standard	
72	Trip Lever, Chrome (with White)	\$ 33.22	85
206-1112	3" Flapper Flush Valve	\$ 13.88	88
630-0207	Replacement Flapper Kit	\$ 9.56	94
2206	Pilot Operated Fill Valve	\$ 18.83	90
195-LID	Tank Lid	\$ 75.75	80
BC	Plastic Bolt Caps (set of two)	\$ 1.24	91

## LAVATORIES

### Waverly™ Drop-In

- 21" x 17" drop-in lavatory
- Basin: 15-3/4" x 11-1/8"
- Oval style
- Concealed front overflow
- Complies with ADA requirements for accessibility
- Available in 4" faucet center
- Coordinating toilets and bathtubs available



WAVERLY™  
257-4  
DROP-IN, 4" FAUCET CENTER



#### WAVERLY™ DROP-IN LAVATORY

Model #	Product Description	List Price Standard	Approx. Ship Weight (lbs.)	Pallet Qty	Package Dimensions (H x W x D)

Standard Colors: White

### Waverly™ Pedestal

- 24-1/2" x 18-3/4" pedestal lavatory with hanger, 34-1/2" luxury height
- Basin: 19" x 12-5/8"
- 34-1/2" luxury height for added comfort
- Oval style
- Concealed front overflow
- Available in 4" and 8" faucet centers
- Coordinating toilets and bathtubs available



WAVERLY™  
340  
COMBINATION  
LAVATORY AND PEDESTAL



#### WAVERLY™ PEDESTAL LAVATORY

Model #	Product Description	List Price Standard	Approx. Ship Weight (lbs.)	Pallet Qty	Package Dimensions (H x W x D)
339	Pedestal	\$ 87.62	26	24	28" x 11" x 10-1/2"
<b>Lavatory Basin</b>					
338-4	Lavatory Basin, 4" Faucet Center	\$ 144.18	35	18	24-1/2" x 9-3/4" x 19"
338-8	Lavatory Basin, 8" Faucet Center	\$ 144.18	35	18	24-1/2" x 9-3/4" x 19"
<b>Combination</b>					
340	Waverly™ Combination Lavatory and Pedestal	\$ 231.80	61	-	-

Standard Colors: White

BATHTUBS

Waverly™



- Installation: Drop-In
- Simple style, clean lines
- Includes two pillows
- Oval model with center drain
- Pre-leveled legs for easy installation
- Integrated dual armrests for bather's comfort
- Coordinating toilets and lavatories available



AFFORDABLE STYLE  
- BATHWARE -

WAVERLY™  
5017  
SWIRL-WAY® WHIRLPOOL



WAVERLY™ SWIRL-WAY HYDROTHERAPY SYSTEMS

Model #	Product Description	Water Capacity (gals.)		Dimensions	Approx. Ship Weight (lbs.)	Package Dimensions (H x W x D)	List Price		Page #
		Min	Max				Standard		
50175	Waverly™ Swirl-Way® Whirlpool Essentials	50	75	60" x 32" x 20-3/4"	130	65-1/2" x 37-1/2" x 23-1/2"	\$ 3,132.00		150
501751	Waverly™ Swirl-Way® Whirlpool Comfort						\$ 4,827.00		

Standard Colors: White • Biscuit • Bone Premium Colors: Black • British Khaki • Ice Gray

See individual product pages for complete listing, including additional options and accessories.

AFFORDABLE STYLE  
— TOILETS —



# BARRETT™ SUITE

WARM & INVITING



AFFORDABLE STYLE  
- TOILETS -

With an inviting and warm look, the Barrett™ suite is a classic style choice filled with architectural details. It's not surprising that this line is one of the more universally appealing suites. When selecting your tub, choose from five size options and five hydrotherapy systems. The pedestal and drop-in lavatories match completely with the concealed trapway elongated, SmartHeight™ toilet, making it easier to suit your needs and create your perfect bathroom suite.

## TOILETS

- Toilet combination
- 1.6 gpf / 6.0 lpf and 1.28 gpf / 4.8 lpf low water consumption
- Concealed trapway for easier cleaning
- MagnaFlush™ high performance flushing technology with 3" flush valve
- Pilot operated anti-siphon fill valve
- Decorative side-mount metal trip lever, chrome
- Fully glazed trapway
- 12" rough-in
- 800 g MaP
- Coordinating lavatories and bathtubs available
- Complies with ADA requirements for accessibility



BARRETT™  
4115-3106  
1.28 ELONGATED ADA



BARRETT™ TOILET						
Model #	Product Description	List Price		Approx. Ship Weight (lbs.)	Pallet Qty	Package Dimensions (H x W x D)
		Standard	Premium			
<b>Tank</b>						
106	1.6 Tank and Lid	\$ 170.42	\$ 213.05	42	30	19-1/2" x 11-1/4" x 12"
3106	1.28 Tank and Lid	\$ 170.42	\$ 213.05	42	30	19-1/2" x 11-1/4" x 12"
<b>12" Rough-In</b>						
4115-106	Barrett™ 1.6 Elongated SMHT Combo* ADA	\$ 457.65	\$ 571.06	106	-	-
4115-3106	Barrett™ 1.28 Elongated SMHT Combo* ADA	\$ 457.65	\$ 571.06	106	-	-
4115	Elongated SmartHeight™ Bowl	\$ 287.23	\$ 358.01	64	12	24-1/4" x 15-1/2" x 17-1/4"
Standard Colors: White Premium Colors: Biscuit						

\*Less supply

PARTS & ACCESSORIES				
Model #	Product Description	List Price		Page #
		Standard	Premium	
69	CH - Trip Lever, Chrome	\$ 21.64	-	85
	SN - Trip Lever, Satin Nickel	\$ 46.27	-	
	SB - Trip Lever, Sicilian Bronze	\$ 46.27	-	
206-1112	3" Flapper Flush Valve	\$ 13.88	-	88
630-0207	Replacement Flapper Kit	\$ 9.56	-	94
2206	Pilot Operated Fill Valve	\$ 18.83	-	90
106-LID	Tank Lid	\$ 75.35	\$ 86.43	79
BC	Plastic Bolt Caps (set of two)	\$ 1.24	\$ 1.24	91

## LAVATORIES

### Barrett™ Drop-In

- 23-1/16" x 18-5/8" drop-in lavatory
- Basin: 16-1/4" x 10-1/2"
- Rectangular style
- Concealed front overflow
- Complies with ADA requirements for accessibility
- Available in single hole, 4" and 8" faucet centers
- Coordinating toilets and bathtubs available



BARRETT™  
268-4  
DROP-IN, 4" FAUCET CENTER



BARRETT™  
268-1  
DROP-IN, SINGLE HOLE



BARRETT™  
268-8  
DROP-IN, 8" FAUCET CENTER



#### BARRETT™ DROP-IN LAVATORY

Model #	Product Description	ADA	List Price		Approx. Ship Weight (lbs.)	Pallet Qty	Package Dimensions (H x W x D)
			Standard	Premium			
268-1	Drop-In Lavatory, Single Hole	ADA	\$ 179.39	\$ 223.17	29	20	23-1/2" x 19" x 9"
268-4	Drop-In Lavatory, 4" Faucet Center	ADA	\$ 179.39	\$ 223.17	29	20	23-1/2" x 19" x 9"
268-8	Drop-In Lavatory, 8" Faucet Center	ADA	\$ 179.39	\$ 223.17	29	20	23-1/2" x 19" x 9"

Standard Colors: White Premium Colors: Biscuit

### Barrett™ Pedestal

- 24-3/8" x 19-1/8" pedestal lavatory with hanger
- Basin: 17-5/16" x 11-1/4"
- 34" luxury height for added comfort
- Integrated rear overflow
- Available in single hole, 4" and 8" faucet centers
- Coordinating toilets and bathtubs available



BARRETT™  
330  
COMBINATION  
LAVATORY AND PEDESTAL



#### BARRETT™ PEDESTAL LAVATORY

Model #	Product Description	ADA	List Price		Approx. Ship Weight (lbs.)	Pallet Qty	Package Dimensions (H x W x D)
			Standard	Premium			
<b>Pedestal</b>							
329	Pedestal		\$ 142.09	\$ 175.06	35	18	28-1/2" x 11-1/4" x 9-1/2"
<b>Lavatory Basin</b>							
328-1	Lavatory Basin, Single Hole		\$ 186.49	\$ 229.77	40	18	24-3/4" x 9-1/4" x 19-1/4"
328-4	Lavatory Basin, 4" Faucet Center		\$ 186.49	\$ 229.77	40	18	24-3/4" x 9-1/4" x 19-1/4"
328-8	Lavatory Basin, 8" Faucet Center		\$ 186.49	\$ 229.77	40	18	24-3/4" x 9-1/4" x 19-1/4"
<b>Combination</b>							
330	Barrett™ Combination Lavatory and Pedestal		\$ 328.58	\$ 404.83	75	-	-

Standard Colors: White Premium Colors: Biscuit

BATHTUBS

Barrett™



- Installation: Drop-In, Alcove or Undermount
- Clean, geometric lines
- High gloss, easy-to-clean acrylic with fiberglass reinforcement
- Hydro-V back jet system with back and body jets
- All jets are directionally and flow adjustable
- Includes two pillows
- Rectangular model with center drain
- Pre-leveled for easy installation
- Integrated dual armrests for bather's comfort
- Dual back jets
- Coordinating toilet and lavatories available



BARRETT™ 4272  
5518  
SWIRL-WAY™ BATHTUB



BARRETT™ SWIRL-WAY BATHTUBS

Model #	Product Description	Water Capacity (gals.)		Dimensions	Approx. Ship Weight (lbs.)	Package Dimensions (H x W x D)	List Price	Page #
		Min	Max				Standard	
5524	Barrett™ Alcove Swirl-Way® Bathtub	27	57	60" x 32" x 21-1/2"	125	66" x 38" x 27"	\$ 1,464.00	120
5508	Barrett™ 3666 Swirl-Way® Bathtub	60	70	66" x 36" x 24"	145	71-1/2" x 41-1/4" x 26"	\$ 1,464.00	116
5510	Barrett™ 3672 Swirl-Way® Bathtub	65	80	72" x 36" x 24"	150	77-1/2" x 41-1/4" x 26"	\$ 1,493.00	117
5522	Barrett™ 4266 Swirl-Way® Bathtub	65	80	66" x 42" x 24"	145	71-1/2" x 47-1/4" x 26"	\$ 1,522.00	118
5518	Barrett™ 4272 Swirl-Way® Bathtub	80	95	72" x 42" x 24"	160	73-1/2" x 47-1/2" x 30"	\$ 1,601.00	119

BARRETT™ SWIRL-WAY HYDROTHERAPY SYSTEMS

Model #	Product Description	Water Capacity (gals.)		Dimensions	Approx. Ship Weight (lbs.)	Package Dimensions (H x W x D)	List Price	Page #
		Min	Max				Standard	
50245	Barrett™ Alcove Swirl-Way® Whirlpool Essentials	27	57	60" x 32" x 21-1/2"	160	66" x 38" x 27"	Add \$ 1,421.00	120
502451	Barrett™ Alcove Swirl-Way® Whirlpool Comfort				175		Add \$ 3,126.00	
5324	Barrett™ Alcove Swirl-Way® Air Massage				Add \$ 1,644.00			
50085	Barrett™ 3666 Swirl-Way® Whirlpool Essentials	60	70	66" x 36" x 24"	170	71-1/2" x 41-1/4" x 26"	Add \$ 1,421.00	116
500851	Barrett™ 3666 Swirl-Way® Whirlpool Comfort						Add \$ 3,126.00	
5308	Barrett™ 3666 Swirl-Way® Air Massage						Add \$ 1,644.00	
5208	Barrett™ 3666 Swirl-Way® MicroDerm™						Add \$ 1,837.00	
5408	Barrett™ 3666 Swirl-Way® Combination Whirlpool and Air Massage						Add \$ 3,705.00	
50105	Barrett™ 3672 Swirl-Way® Whirlpool Essentials						Add \$ 1,421.00	
501051	Barrett™ 3672 Swirl-Way® Whirlpool Comfort	Add \$ 3,126.00	117					
5310	Barrett™ 3672 Swirl-Way® Air Massage	Add \$ 1,644.00						
5210	Barrett™ 3672 Swirl-Way® MicroDerm™	Add \$ 1,837.00						
5410	Barrett™ 3672 Swirl-Way® Combination Whirlpool and Air Massage	Add \$ 3,705.00	118					
50225	Barrett™ 4266 Swirl-Way® Whirlpool Essentials	65		80	66" x 42" x 24"	165	71-1/2" x 47-1/4" x 26"	Add \$ 1,421.00
502251	Barrett™ 4266 Swirl-Way® Whirlpool Comfort							Add \$ 3,126.00
5322	Barrett™ 4266 Swirl-Way® Air Massage							Add \$ 1,644.00
5222	Barrett™ 4266 Swirl-Way® MicroDerm™		Add \$ 1,837.00					
5422	Barrett™ 4266 Swirl-Way® Combination Whirlpool and Air Massage	Add \$ 3,705.00	119					
50185	Barrett™ 4272 Swirl-Way® Whirlpool Essentials	80		95	72" x 42" x 24"	180	73-1/2" x 47-1/2" x 30"	Add \$ 1,421.00
501851	Barrett™ 4272 Swirl-Way® Whirlpool Comfort							Add \$ 3,126.00
5318	Barrett™ 4272 Swirl-Way® Air Massage							Add \$ 1,644.00
5218	Barrett™ 4272 Swirl-Way® MicroDerm™							Add \$ 1,837.00
5418	Barrett™ 4272 Swirl-Way® Combination Whirlpool and Air Massage		Add \$ 3,705.00					

Standard Colors: White • Biscuit • Bone Premium Colors: Black • British Khaki • Ice Gray

See individual product pages for complete listing, including additional options and accessories.

AFFORDABLE STYLE  
— TOILETS —



# ENSO<sup>®</sup> SUITE

MODERN & HARMONIOUS





AFFORDABLE STYLE  
- TOILETS -

The Enso® suite is part of the stylish, yet attainable Mansfield® collection. The elongated, SmartHeight™ toilet features a concealed trapway that enables its zen-like features to flow. Its smooth, sleek lines give it the modern look that so many consumers are looking for today. To complete your own suite choose from two tub sizes and three hydrotherapy systems (bathtub, whirlpool or air massage) that fit your lifestyle. Then decide between the drop-in, above counter vessel or pedestal lavatory.

## TOILETS

- Toilet combination
- Dual 1.6 gpf / 6.0 lpf and 1.1 gpf / 4.0 lpf high efficiency water consumption
- Concealed trapway for easier cleaning
- Dual flush high efficiency 3" flush valve saves up to 30% water
- Pilot operated anti-siphon fill valve
- Metal push button actuator, chrome
- Slow close toilet seat included
- Fully glazed trapway
- 12" rough-in
- 800 g MaP
- Coordinating lavatories and bathtubs available



ENSO®  
177-178  
DUAL FLUSH  
ELONGATED SMARTHEIGHT™



ENSO® TOILET					
Model #	Product Description	List Price Standard	Approx. Ship Weight (lbs.)	Pallet Qty	Package Dimensions (H x W x D)
<b>Tank</b>					
178	1.1/1.6 Dual Flush Tank and Lid	\$ 179.09	36	30	18" x 9-1/2" x 17-1/2"
<b>12" Rough-In</b>					
177-178	Enso® Dual Flush Elongated SMHT Combo*	\$ 496.16	134	-	-
177	Elongated SmartHeight™ Bowl	\$ 317.07	98	8	28-1/4" x 17-1/2" x 17-1/2"

Standard Colors: White

\*Less supply

PARTS & ACCESSORIES			
Model #	Product Description	List Price Standard	Page #
78	CH - Trip Lever, Chrome	\$ 36.30	85
	SN - Trip Lever, Satin Nickel	\$ 60.99	
90	Fill Valve	\$ 18.85	87
208E	Dual Flush Tower	\$ 21.48	88
123-8577	Anchor Floor Kit	\$ 7.39	91
178-LID	Tank Lid	\$ 73.05	79
SB1500	Slow Close Seat	\$ 121.11	78

## LAVATORIES

### Enso® Drop-In

- 19" x 15" drop-in lavatory
- Basin: 16" x 12"
- Oval style
- Splash-free bowl
- Coordinating toilets and bathtubs available



ENSO®  
242  
DROP-IN

AFFORDABLE STYLE  
— LAVATORIES —

#### ENSO® DROP-IN LAVATORY

Model #	Product Description	List Price	Approx. Ship Weight (lbs.)	Pallet Qty	Package Dimensions (H x W x D)
		Standard			
242	Drop-In Lavatory	\$ 157.28	16	28	19" x 6-1/2" x 15"

Standard Colors: White

### Enso® Pedestal & Vessel

- 21-1/2" x 19-1/2" pedestal lavatory / above-counter vessel
- Basin: 18" x 12"
- 34-1/4" luxury height for added comfort
- Integrated rear overflow with chrome-finished overflow cover
- Available in single faucet center
- Spacious, splash-free bowl
- Can be installed with as pedestal or on a solid surface for a vessel look
- Coordinating toilets and bathtubs available



ENSO®  
310  
COMBINATION  
LAVATORY AND PEDESTAL



ENSO®  
311  
VESSEL



NO-OVERFLOW

#### ENSO® ABOVE COUNTER VESSEL/PEDESTAL LAVATORY

Model #	Product Description	List Price	Approx. Ship Weight (lbs.)	Pallet Qty	Package Dimensions (H x W x D)
		Standard			
<b>Pedestal</b>					
312	Pedestal	\$ 139.66	29	12	28-1/2" x 15" x 11"
<b>Above Counter Vessel / Lavatory Basin</b>					
311	Lavatory Basin, Single Hole	\$ 199.51	35	20	21-1/4" x 7-1/2" x 19-1/2"
<b>Combination</b>					
310	Enso® Combination Lavatory and Pedestal	\$ 339.17	64	-	-

Standard Colors: White

# BATHTUBS

## Enso®



- Installation: Drop-In or Undermount
- Clean, organic lines
- High gloss, easy-to-clean acrylic with fiberglass reinforcement
- Hydro-V back jet system with back and body jets
- All jets are directionally and flow adjustable
- Includes two pillows
- Oval model with center drain
- Pre-leveled legs for easy installation
- Dual back jets
- Coordinating toilet and lavatories available



ENSO® 4272  
5595  
SWIRL-WAY® BATHTUB



AFFORDABLE STYLE  
- BATHWARE -

### ENSO® SWIRL-WAY BATHTUBS

Model #	Product Description	Water Capacity (gals.)		Dimensions	Approx. Ship Weight (lbs.)	Package Dimensions (H x W x D)	List Price	Page #
		Min	Max				Standard	
5594	Enso® 4266 Swirl-Way® Bathtub	37	57	66" x 42" x 22-1/4"	150	71-1/2" x 47-1/4" x 24"	\$ 1,522.00	136
5595	Enso® 4272 Swirl-Way® Bathtub	40	62	72" x 42" x 22-1/4"	140	77-1/2" x 47-1/4" x 24"	\$ 1,580.00	137

### ENSO® SWIRL-WAY HYDROTHERAPY SYSTEMS

Model #	Product Description	Water Capacity (gals.)		Dimensions	Approx. Ship Weight (lbs.)	Package Dimensions (H x W x D)	List Price	Page #
		Min	Max				Standard	
50945	Enso® 4266 Swirl-Way® Whirlpool Essentials	37	57	66" x 42" x 22-1/4"	175	71-1/2" x 47-1/4" x 24"	Add \$ 1,421.00	136
509451	Enso® 4266 Swirl-Way® Whirlpool Comfort						Add \$ 3,126.00	
5394	Enso® 4266 Swirl-Way® Air Massage						Add \$ 1,644.00	
50955	Enso® 4272 Swirl-Way® Whirlpool Essentials	40	62	72" x 42" x 22-1/4"	180	77-1/2" x 47-1/4" x 24"	Add \$ 1,421.00	137
509551	Enso® 4272 Swirl-Way® Whirlpool Comfort						Add \$ 3,126.00	
5395	Enso® 4272 Swirl-Way® Air Massage						Add \$ 1,644.00	

**Standard Colors:** White • Biscuit • Bone **Premium Colors:** Black • British Khaki • Ice Gray

See individual product pages for complete listing, including additional options and accessories.



# SANITARYWARE

## FEATURED LAVATORIES

**NEW** Ava™

**STYLE AND AFFORDABILITY COLLIDE**

Simple and timeless elegance. Exceptional quality. Unbelievable value. Style and affordability collide at Mansfield® and the Ava™ Family of lavs is our newest creation. The universal appeal of the Ava Collection is the smooth lines that soften the hard edges of today's modern bathrooms. The Ava lavs can be the centerpiece of your guest bathroom or the subtle surprise of your spa-like retreat. Ava vessel sinks feature wide 16" basins and 5" deep that allows greater comfort during daily routines while minimizing splash while using.

- Smooth, even surface, glazed to shed water quickly
- Glaze coating is resistant to scratches and heat
- Wide basin for comfort and functionality
- Concealed front overflow on drop-in and undercounter models
- Petite undercounter is compact for economy and space constraints
- Oval style lavatory
- Available as above-counter vessel (5-7/8" x 18-1/8" x 14-3/4"), drop-in (7-1/4" x 19-5/8" x 15-3/4"), undercounter (7-5/8" x 19-5/8" x 17-1/8") and petite undercounter (7-5/8" x 17-1/4" x 14-3/8")
- Drop-in available in single, 4" and 8" faucet center



AVA™  
895  
ABOVE-COUNTER VESSEL



295 DROP-IN



595 UNDERCOUNTER

LAVATORIES  
— FEATURED —



NO-OVERFLOW

Model #	Product Description	List Price		Approx. Ship Weight (lbs.)	Pallet Qty	Package Dimensions (H x W x D)
		Standard	Premium			
<b>Above-Counter Vessel</b>						
895	Ava™ Lavatory, Above-Counter Vessel	\$ 151.50	\$ 202.00	21	-	6-5/8" x 18-3/4" x 15-1/2"
<b>Drop-In</b>						
295-1	Ava™ Drop-In Lavatory, Single Hole	\$ 60.60	N/A	17	-	7-3/4" x 20-3/4" x 16-3/4"
295-4	Ava™ Drop-In Lavatory, 4" Faucet Center	\$ 60.60	N/A	17	-	7-3/4" x 20-3/4" x 16-3/4"
295-8	Ava™ Drop-In Lavatory, 8" Faucet Center	\$ 60.60	N/A	17	-	7-3/4" x 20-3/4" x 16-3/4"
<b>Undercounter</b>						
595	Ava™ Undercounter Lavatory	\$ 121.20	N/A	22.5	-	8-1/4" x 20-3/8" x 18-1/8"
596	Ava™ Petite Undercounter Lavatory	\$ 90.90	N/A	19	-	8-1/4" x 17-7/8" x 15-1/4"

Standard Colors: White    Premium Colors: Matte Taupe • Matte Sand • Matte Grey



As awarded by The Chicago Athenaeum: Museum of Architecture and Design.

# Liquid™

## BUILT-IN SHELF FOR ADDED PRACTICALITY

The award-winning Mansfield® Liquid™ collection features flowing lines and shapes. The semi-rounded basin showcases a narrow rim. The high-quality ceramic material and the broad, stepped drain make water flow off smoothly. Liquid is available as an undercounter, drop-in or a vessel setup configuration.

- Built-in shelf for added space and practicality
- Less overflow
- Concealed drain eliminates drain assembly
- Oval style lavatory
- Available as above-counter vessel (18-1/4" x 14-11/16"), drop-in (18-5/16" x 14-9/16") and undercounter (18-1/4" x 14-1/2")
- No faucet center



LIQUID™  
809  
ABOVE-COUNTER VESSEL



229 DROP-IN



279 UNDERCOUNTER

LAVATORIES  
— FEATURED —



Model #	Product Description	List Price Standard	Approx. Ship Weight (lbs.)	Pallet Qty	Package Dimensions (H x W x D)
<b>Above-Counter Vessel</b>					
809	Liquid™ Lavatory, Above-Counter Vessel	\$ 222.20	21	-	18-3/4" x 16" x 6"
<b>Drop-In</b>					
229	Liquid™ Drop-In Lavatory	\$ 202.27	18	-	19-1/4" x 16" x 5-3/4"
<b>Undercounter</b>					
279	Liquid™ Undercounter Lavatory	\$ 171.70	18	-	19-1/4" x 15-1/2" x 6"

Standard Colors: White



As awarded by The Chicago Athenaeum: Museum of Architecture and Design.

# Aramis™

## HIDDEN DRAIN ENHANCES CHARM

The Mansfield® Aramis™ collection combines a sleek European style with a concealed drain to give any bathroom a contemporary look. The Aramis is available in undercounter, drop-in or vessel to fit your particular needs. All three configurations feature a unique single hole faucet mount on the deck, a creative design that will quickly become the centerpiece of your bathroom.

- Subtle lines provide a sleek and unique design
- Less overflow
- Concealed drain eliminates drain assembly
- Rectangular style lavatory
- Available as above-counter vessel (18-7/8" x 14-5/8"), drop-in (19-3/8" x 15-3/8") and undercounter (18-7/8" x 14-3/8")
- Single faucet center



ARAMIS™  
804  
ABOVE-COUNTER VESSEL

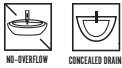


244 DROP-IN



264 UNDERCOUNTER

LAVATORIES  
— FEATURED —



Model #	Product Description	List Price	Approx. Ship Weight (lbs.)	Pallet Qty	Package Dimensions (H x W x D)
		Standard			
<b>Above-Counter Vessel</b>					
804	Aramis™ Lavatory, Above-Counter Vessel, Single Hole	\$ 222.20	24	-	19-3/8" x 13-1/4" x 7-3/4"
<b>Drop-In</b>					
244	Aramis™ Drop-In Lavatory, Single Hole	\$ 200.89	20	-	19-1/2" x 16" x 8"
<b>Undercounter</b>					
264	Aramis™ Undercounter Lavatory, Single Hole	\$ 171.70	20	-	19-1/8" x 15-1/2" x 8"

Standard Colors: White

**SANITARYWARE**

**LAVATORIES**





ENSO®  
311  
VESSEL



## Enso®

MODERN & HARMONIOUS STYLE FOR YOUR DESIGNER BATHROOM

- 21-1/2" x 19-1/2" above-counter vessel
- Basin: 18" x 12"
- Integrated rear overflow with chrome-finished overflow cover
- Available in single faucet center
- Spacious, splash-free bowl
- Coordinating toilets and bathtubs available



### ENSO® ABOVE COUNTER VESSEL

Model #	Product Description	List Price	Approx. Ship Weight (lbs.)	Pallet Qty	Package Dimensions (H x W x D)
		Standard			
<b>Above Counter Vessel</b>					
311	Enso® Lavatory, Above Counter Vessel, Single Hole	\$ 199.51	35	20	21-1/4" x 7-1/2" x 19-1/2"

Standard Colors: White



LUNA™  
802  
ABOVE-COUNTER VESSEL



## Luna™

Luna™ demi-vessel is a throwback to simpler times, with an updated twist. Luna has the look and feel of a countertop washbasin from the Victorian Era, but with the modern convenience of a deceptively deep bowl that minimizes splashback. Elegant like a man's tuxedo, Luna is always handsome, always dependable and always in style.

- 17-1/2" above-counter vessel
- Basin: 9-7/8" x 13-3/16" x 3-1/2"
- Deep basin minimizes splashback
- Less overflow
- Single faucet center

### LUNA™ ABOVE COUNTER VESSEL

Model #	Product Description	List Price	Approx. Ship Weight (lbs.)	Pallet Qty	Package Dimensions (H x W x D)
		Standard			
<b>Above Counter Vessel</b>					
802	Luna™ Lavatory, Above Counter Vessel, Single Hole	\$ 141.69	19	30	18" x 18" x 6-1/2"

Standard Colors: White

ABOVE-COUNTER VESSEL LAVATORIES



POTENZA™  
437  
ABOVE-COUNTER VESSEL



## Potenza™

Modern, clean edges that were inspired by some of the great stone fountains of ancestral generations. The Potenza™ can be mounted on a countertop as an extremely functional work of art. Easy to install and maintain, this series can be the focal point of your next bathroom project.

- 24-5/16" x 17-1/4" above-counter vessel
- Integrated rear overflow
- Available in single, 4" and 8" faucet centers



LAVATORIES  
— VESSEL —

POTENZA™ ABOVE COUNTER VESSEL					
Model #	Product Description	List Price	Approx. Ship Weight (lbs.)	Pallet Qty	Package Dimensions (H x W x D)
		Standard			
<b>Above Counter Vessel</b>					
437-1	Potenza™ Lav, Above Counter Vessel, Single Hole	\$ 149.52	46	20	24-1/4" x 8" x 18"
437-4	Potenza™ Lav, Above Counter Vessel, 4" Faucet Center	\$ 149.52	46	20	24-1/4" x 8" x 18"
437-8	Potenza™ Lav, Above Counter Vessel, 8" Faucet Center	\$ 149.52	46	20	24-1/4" x 8" x 18"
<b>Standard Colors: White</b>					



TEMPO™  
805NS  
ABOVE-COUNTER VESSEL



## Tempo™

The round Tempo™ vessel lavatory looks great matched with a wall-mounted faucet, and adds a piece of artwork to your countertop.

- 16-1/2" above-counter vessel
- Basin: 15-3/4"
- Round style lavatory
- Less overflow

TEMPO™ ABOVE COUNTER VESSEL					
Model #	Product Description	List Price	Approx. Ship Weight (lbs.)	Pallet Qty	Package Dimensions (H x W x D)
		Standard			
<b>Above Counter Vessel</b>					
805NS	Tempo™ Lavatory, Above Counter Vessel	\$ 172.51	12	30	16-1/2" x 17" x 6-3/4"
<b>Standard Colors: White</b>					



## Alto® II



Beautiful in its simplicity, Alto® II brings a natural balance to a bathroom, complimenting the other fixtures, harmonious with any design. Alto II is designed not to be the centerpiece, but rather to enhance the beauty of whatever you choose to be the focal point of the bathroom.

- 19" x 16" drop-in lavatory
- Basin: 15-1/2" x 10-1/8"
- Oval style lavatory
- Concealed front overflow
- Complies with ADA requirements for accessibility
- Available in 4" and 8" faucet centers

ALTO® II

251-4  
DROP-IN LAVATORY **ADA**  
4" FAUCET CENTER



### ALTO® DROP-IN LAVATORY

Model #	Product Description	List Price		Approx. Ship Weight (lbs.)	Pallet Qty	Package Dimensions (H x W x D)
		Standard	Premium			
<b>Drop-In</b>						
251-4	Alto® II Drop-In Lavatory, 4" Faucet Center <b>ADA</b>	\$ 78.86	\$ 95.12	18	30	19-1/2" x 16-3/4" x 8-1/2"
251-8	Alto® II Drop-In Lavatory, 8" Faucet Center <b>ADA</b>	\$ 78.86	\$ 95.12	18	30	19-1/2" x 16-3/4" x 8-1/2"
<b>Standard Colors: White</b>		<b>Premium Colors: Biscuit</b>				



## Barrett™

WARM & INVITING STYLE FOR YOUR DESIGNER BATHROOM

- 23-1/16" x 18-5/8" drop-in lavatory
- Basin: 16-1/4" x 10-1/2"
- Rectangular style
- Concealed front overflow
- Complies with ADA requirements for accessibility
- Available in single hole, 4" and 8" faucet centers
- Coordinating toilets and bathtubs available

BARRETT™

268-4  
DROP-IN LAVATORY **ADA**  
4" FAUCET CENTER



### BARRETT™ DROP-IN LAVATORY

Model #	Product Description	List Price		Approx. Ship Weight (lbs.)	Pallet Qty	Package Dimensions (H x W x D)
		Standard	Premium			
<b>Drop-In</b>						
268-1	Barrett™ Drop-In Lavatory, Single Hole <b>ADA</b>	\$ 179.39	\$ 223.17	29	20	23-1/2" x 19" x 9"
268-4	Barrett™ Drop-In Lavatory, 4" Faucet Center <b>ADA</b>	\$ 179.39	\$ 223.17	29	20	23-1/2" x 19" x 9"
268-8	Barrett™ Drop-In Lavatory, 8" Faucet Center <b>ADA</b>	\$ 179.39	\$ 223.17	29	20	23-1/2" x 19" x 9"
<b>Standard Colors: White</b>		<b>Premium Colors: Biscuit</b>				

DROP-IN LAVATORIES



**BRENTWOOD®**  
2544  
DROP-IN LAVATORY **ADA**  
4" FAUCET CENTER



## Brentwood®

ELEGANT & TRADITIONAL STYLE FOR YOUR DESIGNER BATHROOM

- 22-7/16" x 18-15/16" drop-in lavatory
- Basin: 18-11/16" x 12-7/16"
- Rectangular style
- Concealed front overflow
- Complies with ADA requirements for accessibility
- Available in single hole, 4" and 8" faucet centers
- Coordinating toilets and bathtubs available



LAVATORIES  
- DROP-IN -

BRENTWOOD® DROP-IN LAVATORY						
Model #	Product Description	List Price		Approx. Ship Weight (lbs.)	Pallet Qty	Package Dimensions (H x W x D)
		Standard	Premium			
<b>Drop-In</b>						
254-1	Brentwood® Drop-In Lavatory, Single Hole <b>ADA</b>	\$ 187.53	\$ 236.00	30	20	23-1/4" x 20" x 7"
254-4	Brentwood® Drop-In Lavatory, 4" Faucet Center <b>ADA</b>	\$ 187.53	\$ 236.00	30	20	23-1/4" x 20" x 7"
254-8	Brentwood® Drop-In Lavatory, 8" Faucet Center <b>ADA</b>	\$ 187.53	\$ 236.00	30	20	23-1/4" x 20" x 7"
Standard Colors: White    Premium Colors: Biscuit						



**ENSO®**  
242  
DROP-IN LAVATORY **ADA**



## Enso®

MODERN & HARMONIOUS STYLE FOR YOUR DESIGNER BATHROOM

- 19" x 15" drop-in lavatory
- Basin: 16" x 12"
- Oval style
- Splash-free bowl
- Coordinating toilets and bathtubs available

ENSO® DROP-IN LAVATORY						
Model #	Product Description	List Price		Approx. Ship Weight (lbs.)	Pallet Qty	Package Dimensions (H x W x D)
		Standard	Premium			
<b>Drop-In</b>						
242	Enso® Drop-In Lavatory	\$ 157.28		16	28	19" x 6-1/2" x 15"
Standard Colors: White						



**MAVERICK™ I**  
249  
DROP-IN LAVATORY **ADA**  
4" FAUCET CENTER



## Maverick™ I

CLASSIC AND MINIMALISTIC



Classic and minimalistic, the Maverick series embodies heritage of Mansfield Plumbing. Subtle bevels on the self-rimming lavatory create an inviting accent to your bathroom décor.

- 19" drop-in lavatory
- Basin: 12-1/8" x 14-3/4"
- Round style lavatory
- Concealed front overflow
- Complies with ADA requirements for accessibility
- Available in single, 4" and 8" faucet centers



### MAVERICK™ I DROP-IN LAVATORY

Model #	Product Description	List Price		Approx. Ship Weight (lbs.)	Pallet Qty	Package Dimensions (H x W x D)
		Standard	Premium			
<b>Drop-In</b>						
249-1	Maverick™ I Drop-In Lavatory, Single Hole <b>ADA</b>	\$ 79.91	N/A	21	20	19-1/4" x 20" x 9"
249-4	Maverick™ I Drop-In Lavatory, 4" Faucet Center <b>ADA</b>	\$ 79.91	\$ 96.31	21	20	19-1/4" x 20" x 9"
249-8	Maverick™ I Drop-In Lavatory, 8" Faucet Center <b>ADA</b>	\$ 79.91	N/A	21	20	19-1/4" x 20" x 9"

Standard Colors: White Premium Colors: Biscuit



**MAVERICK™ II**  
267  
DROP-IN LAVATORY **ADA**  
4" FAUCET CENTER



## Maverick™ II

CLASSIC AND MINIMALISTIC



Classic and minimalistic, the Maverick series embodies heritage of Mansfield Plumbing. Subtle bevels on the self-rimming lavatory create an inviting accent to your bathroom décor.

- 20" x 17" drop-in lavatory
- Basin: 15-1/2" x 10-1/2"
- Oval style lavatory
- Concealed front overflow
- Complies with ADA requirements for accessibility
- Available in single, 4" and 8" faucet centers



### MAVERICK™ II DROP-IN LAVATORY

Model #	Product Description	List Price		Approx. Ship Weight (lbs.)	Pallet Qty	Package Dimensions (H x W x D)
		Standard	Premium			
<b>Drop-In</b>						
267-1	Maverick™ II Drop-In Lavatory, Single Hole <b>ADA</b>	\$ 79.91	\$ 96.31	21	30	20-1/2" x 17-1/2" x 8-5/8"
267-4	Maverick™ II Drop-In Lavatory, 4" Faucet Center <b>ADA</b>	\$ 79.91	\$ 96.31	21	30	20-1/2" x 17-1/2" x 8-5/8"
267-8*	Maverick™ II Drop-In Lavatory, 8" Faucet Center <b>ADA</b>	\$ 79.91	\$ 96.31	21	30	20-1/2" x 17-1/2" x 8-5/8"

Standard Colors: White Premium Colors: Biscuit • Bone

\*Not available in Bone

DROP-IN LAVATORIES



## MS Round™



The MS series of lavs offers round and oval designs to support space and preferences of the installer. Simple and economical, the MS series is the perfect choice for contractors across the country.

- 19-1/4" x 19-5/8" drop-in lavatory
- Basin: 15-1/4" x 12-3/8"
- Round style lavatory
- Concealed front overflow
- Complies with ADA requirements for accessibility
- Available in single, 4" and 8" faucet centers

**MS ROUND™**

239-4  
DROP-IN LAVATORY **ADA**  
4" FAUCET CENTER



**MS ROUND™ DROP-IN LAVATORY**

Model #	Product Description	List Price		Approx. Ship Weight (lbs.)	Pallet Qty	Package Dimensions (H x W x D)
		Standard	Premium			
<b>Drop-In</b>						
239-1	MS Round™ Drop-In Lavatory, Single Hole <b>ADA</b>	\$ 42.49	\$ 48.43	17	20*	19-1/4" x 19-5/8" x 9"
239-4	MS Round™ Drop-In Lavatory, 4" Faucet Center <b>ADA</b>	\$ 42.49	\$ 48.43	17	20*	19-1/4" x 19-5/8" x 9"
239-8	MS Round™ Drop-In Lavatory, 8" Faucet Center <b>ADA</b>	\$ 42.49	N/A	17	20*	19-1/4" x 19-5/8" x 9"

**Standard Colors: White    Premium Colors: Biscuit • Bone**

\*Must be ordered in full pallet quantities (white only).

LAVATORIES  
- DROP-IN -



## MS Oval™



The MS series of lavs offers round and oval designs to support space and preferences of the installer. Simple and economical, the MS series is the perfect choice for contractors across the country.

- 20-1/2" x 17" drop-in lavatory
- Basin: 17" x 11-1/8"
- Oval style lavatory
- Concealed front overflow
- Complies with ADA requirements for accessibility
- Available in single, 4" and 8" faucet centers

**MS OVAL™**

237-4  
DROP-IN LAVATORY **ADA**  
4" FAUCET CENTER



**MS OVAL™ DROP-IN LAVATORY**

Model #	Product Description	List Price		Approx. Ship Weight (lbs.)	Pallet Qty	Package Dimensions (H x W x D)
		Standard	Premium			
<b>Drop-In</b>						
237-1**	MS Oval™ Drop-In Lavatory, Single Hole <b>ADA</b>	\$ 42.49	\$ 48.43	17	30*	20" x 17-5/8" x 8-1/2"
237-4	MS Oval™ Drop-In Lavatory, 4" Faucet Center <b>ADA</b>	\$ 42.49	\$ 48.43	17	30*	20" x 17-5/8" x 8-1/2"
237-8	MS Oval™ Drop-In Lavatory, 8" Faucet Center <b>ADA</b>	\$ 42.49	N/A	17	30*	20" x 17-5/8" x 8-1/2"

**Standard Colors: White    Premium Colors: Biscuit • Bone**

\*Must be ordered in full pallet quantities (white only). \*\*Not available in Biscuit

# Waverly™

RICH & CHARMING STYLE FOR YOUR DESIGNER BATHROOM



- 21" x 17" drop-in lavatory
- Basin: 15-3/4" x 11-1/8"
- Oval style
- Concealed front overflow
- Complies with ADA requirements for accessibility
- Available in 4" faucet center
- Coordinating toilets and bathtubs available

WAVERLY™


257-4  
DROP-IN, 4"  
FAUCET CENTER



LAVATORIES  
— DROP-IN —



## WAVERLY™ DROP-IN LAVATORY

Model #	Product Description	List Price	Approx. Ship Weight (lbs.)	Pallet Qty	Package Dimensions (H x W x D)
		Standard			
<b>Drop-In</b>					
257-4	Waverly™ Drop-In Lavatory, 4" Faucet Center 	\$ 137.52	24	30	21-1/2" x 17-5/8" x 8-1/2"

Standard Colors: White

PEDESTAL LAVATORIES



ALTO® IV  
290  
COMBINATION  
LAVATORY AND PEDESTAL



## Alto® IV

SPACIOUS. TIMELESS. SIMPLE. BEAUTIFUL.



Beautiful in its simplicity, Alto® IV brings a natural balance to a bathroom, complementing the other fixtures, harmonious with any design. One of Mansfield's more popular pedestals, Alto IV doesn't make you sacrifice a spacious basin for your half or smaller-sized bathroom. Designed not to be the centerpiece, but rather to enhance the beauty of whatever you choose to be the focal point of the bathroom.

- 25" x 19" pedestal lavatory with hanger
- Basin: 20-1/2" x 12-3/8"
- 34-1/4" luxury height for added comfort
- Concealed front overflow
- Available in single hole, 4" and 8" faucet centers



### ALTO® IV PEDESTAL LAVATORY

Model #	Product Description	List Price		Approx. Ship Weight (lbs.)	Pallet Qty	Package Dimensions (H x W x D)
		Standard	Premium			
<b>Pedestal Combination</b>						
290	Alto® IV Pedestal Lavatory Combination	\$ 202.08	\$ 234.66	54	-	-
<b>Lavatory</b>						
292-1	Alto® IV Lavatory Basin, Single Hole	\$ 128.62	\$ 149.36	39	18	25" x 9-1/2" x 20"
292-4	Alto® IV Lavatory Basin, 4" Faucet Center	\$ 128.62	\$ 149.36	39	18	25" x 9-1/2" x 20"
292-8	Alto® IV Lavatory Basin, 8" Faucet Center	\$ 128.62	\$ 149.36	39	18	25" x 9-1/2" x 20"
<b>Pedestal</b>						
293	Alto® IV Pedestal	\$ 73.46	\$ 85.30	15	40	32-1/4" x 8" x 8"

Standard Colors: White Premium Colors: Biscuit • Bone

LAVATORIES  
- PEDESTAL -



BARRETT™  
330  
COMBINATION  
LAVATORY AND PEDESTAL



## Barrett™

WARM & INVITING STYLE FOR YOUR DESIGNER BATHROOM

- 24-3/8" x 19-1/8" pedestal lavatory with hanger
- Basin: 17-5/16" x 11-1/4"
- 34" luxury height for added comfort
- Integrated rear overflow
- Available in single hole, 4" and 8" faucet centers
- Coordinating toilets and bathtubs available



### BARRETT™ PEDESTAL LAVATORY

Model #	Product Description	List Price		Approx. Ship Weight (lbs.)	Pallet Qty	Package Dimensions (H x W x D)
		Standard	Premium			
<b>Pedestal Combination</b>						
330	Barrett™ Combination Lavatory and Pedestal	\$ 328.58	\$ 404.83	75	-	-
<b>Lavatory</b>						
328-1	Barrett™ Lavatory Basin, Single Hole	\$ 186.49	\$ 229.77	40	18	24-3/4" x 9-1/4" x 19-1/4"
328-4	Barrett™ Lavatory Basin, 4" Faucet Center	\$ 186.49	\$ 229.77	40	18	24-3/4" x 9-1/4" x 19-1/4"
328-8	Barrett™ Lavatory Basin, 8" Faucet Center	\$ 186.49	\$ 229.77	40	18	24-3/4" x 9-1/4" x 19-1/4"
<b>Pedestal</b>						
329	Barrett™ Pedestal	\$ 142.09	\$ 175.06	35	18	28-1/2" x 11-1/4" x 9-1/2"

Standard Colors: White Premium Colors: Biscuit





ENSO®  
310  
COMBINATION  
LAVATORY AND PEDESTAL



## Enso® MODERN & HARMONIOUS STYLE FOR YOUR DESIGNER BATHROOM

- 21-1/2" x 19-1/2" pedestal lavatory
- Basin: 18" x 12"
- 34-1/4" luxury height for added comfort
- Integrated rear overflow with chrome-finished overflow cover
- Available in single faucet center
- Spacious, splash-free bowl
- Coordinating toilets and bathtubs available



### ENSO® PEDESTAL LAVATORY

Model #	Product Description	List Price		Approx. Ship Weight (lbs.)	Pallet Qty	Package Dimensions (H x W x D)
		Standard	Premium			
<b>Pedestal Combination</b>						
310	Enso® Combination Lavatory and Pedestal	\$ 339.17		64	-	-
<b>Lavatory</b>						
311	Enso® Lavatory Basin, Single Hole	\$ 199.51		35	20	21-1/4" x 7-1/2" x 19-1/2"
<b>Pedestal</b>						
312	Enso® Pedestal	\$ 139.66		29	12	28-1/2" x 15" x 11"

Standard Colors: White



MAVERICK™  
349  
COMBINATION  
LAVATORY AND PEDESTAL



## Maverick™ CLASSIC AND MINIMALISTIC

Classic and minimalistic, the Maverick series embodies heritage of Mansfield Plumbing. Subtle bevels on the pedestal lavatory matches the classic pedestal base to create an inviting accent to your bathroom décor.

- 24" x 21-1/2" pedestal lavatory with hanger
- Basin: 19-1/2" x 14-9/16"
- 33" luxury height for added comfort
- Integrated rear overflow
- Great size for remodeling projects and small secondary bathrooms in the home where not a lot of counter space is needed
- Narrow lines can help give a small space feel
- Universal style to match any bathroom décor
- Available in single, 4" and 8" faucet centers



### MAVERICK™ PEDESTAL LAVATORY

Model #	Product Description	List Price		Approx. Ship Weight (lbs.)	Pallet Qty	Package Dimensions (H x W x D)
		Standard	Premium			
<b>Pedestal Combination</b>						
349	Maverick™ Pedestal Lavatory Combination	\$ 170.47	\$ 197.96	63	-	-
<b>Lavatory</b>						
348-1	Maverick™ Lavatory Basin, Single Hole	\$ 103.97	N/A	37	18	24-1/4" x 9-5/8" x 22-1/4"
348-4	Maverick™ Lavatory Basin, 4" Faucet Center	\$ 103.97	\$ 120.74	37	18	24-1/4" x 9-5/8" x 22-1/4"
348-8	Maverick™ Lavatory Basin, 8" Faucet Center	\$ 103.97	\$ 120.74	37	18	24-1/4" x 9-5/8" x 22-1/4"
<b>Pedestal</b>						
344	Maverick™ Pedestal	\$ 66.50	\$ 77.22	26	18	29" x 12" x 9"

Standard Colors: White Premium Colors: Biscuit

PEDESTAL LAVATORIES



POTENZA™  
438  
COMBINATION  
LAVATORY AND PEDESTAL



## Potenza™

Modern, clean edges that were inspired by some of the great stone fountains of ancestral generations. The Potenza™ series is a perfect addition to any bathroom, specifically the half bath as a pedestal sink. Easy to install and maintain, this series can be the focal point of your next bathroom project.

- 24-5/16" x 17-1/4" pedestal lavatory
- 34-1/4" luxury height for added comfort
- Integrated rear overflow
- Rectangle style lavatory
- Ample basin capacity
- Available in single, 4" and 8" faucet centers



POTENZA™ PEDESTAL LAVATORY					
Model #	Product Description	List Price	Approx. Ship Weight (lbs.)	Pallet Qty	Package Dimensions (H x W x D)
		Standard			
<b>Pedestal Combination</b>					
438	Potenza™ Pedestal Lavatory Combination	\$ 221.56	76	-	-
<b>Lavatory</b>					
437-1	Potenza™ Lavatory Basin, Single Hole	\$ 149.52	46	20	24-1/4" x 8" x 18"
437-4	Potenza™ Lavatory Basin, 4" Faucet Center	\$ 149.52	46	20	24-1/4" x 8" x 18"
437-8	Potenza™ Lavatory Basin, 8" Faucet Center	\$ 149.52	46	20	24-1/4" x 8" x 18"
<b>Pedestal</b>					
436	Potenza™ Pedestal	\$ 72.04	30	24	28-1/2" x 9-1/4" x 7"

Standard Colors: White

LAVATORIES  
- PEDESTAL -



VERONA™  
230  
COMBINATION  
LAVATORY AND PEDESTAL



## Verona™

Addition by subtraction – make a small space feel bigger with the Verona™ pedestal lavatory. The compact, yet splash-free basin works with almost any style décor and can be the best way to add volume to your bathroom. Replace larger, outdated cabinets with Verona in your next project.

- 18-5/16" x 17" pedestal lavatory
- Basin: 15" x 10-1/2"
- Compact, splash-free basin
- Integrated rear overflow
- Oval style lavatory
- Available in 4" faucet center



VERONA™ PEDESTAL LAVATORY					
Model #	Product Description	List Price	Approx. Ship Weight (lbs.)	Pallet Qty	Package Dimensions (H x W x D)
		Standard			
<b>Pedestal Combination</b>					
230	Verona™ Pedestal Lavatory Combination	\$ 128.63	76	-	-
<b>Lavatory</b>					
232-4	Verona™ Lavatory Basin, 4" Faucet Center	\$ 73.60	46	20	19" x 8-5/8" x 17"
<b>Pedestal</b>					
233	Verona™ Pedestal	\$ 55.03	30	60	32" x 8" x 8-3/8"

Standard Colors: White



WAVERLY™  
340  
COMBINATION  
LAVATORY AND PEDESTAL



## Waverly™

RICH & CHARMING STYLE FOR YOUR DESIGNER BATHROOM

- 24-1/2" x 18-3/4" pedestal lavatory with hanger, 34-1/2" luxury height
- Basin: 19" x 12-5/8"
- 34-1/2" luxury height for added comfort
- Oval style
- Concealed front overflow
- Available in 4" and 8" faucet centers
- Coordinating toilets and bathtubs available



### WAVERLY™ PEDESTAL LAVATORY

Model #	Product Description	List Price		Approx. Ship Weight (lbs.)	Pallet Qty	Package Dimensions (H x W x D)
		Standard	Premium			
<b>Pedestal Combination</b>						
340	Waverly™ Combination Lavatory and Pedestal	\$ 231.80		61	-	-
<b>Lavatory</b>						
338-4	Waverly™ Lavatory Basin, 4" Faucet Center	\$ 144.18		35	18	24-1/2" x 9-3/4" x 19"
338-8	Waverly™ Lavatory Basin, 8" Faucet Center	\$ 144.18		35	18	24-1/2" x 9-3/4" x 19"
<b>Pedestal</b>						
339	Waverly™ Pedestal	\$ 87.62		26	24	28" x 11" x 10-1/2"

Standard Colors: White



WEST HAMPTON™  
370  
COMBINATION  
LAVATORY AND PEDESTAL



## West Hampton™

CLASSIC AND MINIMALISTIC

Sleek and compact, the West Hampton pedestal lavatories are perfect for smaller bathrooms and half-baths, providing a comfortable working height for daily routines.

- 20-1/8" x 16-1/4" pedestal lavatory with hanger
- Basin: 16-1/4" x 10-1/8"
- 33-1/2" luxury height for added comfort
- Concealed front overflow
- Available in 4" and 8" faucet centers



### WEST HAMPTON™ PEDESTAL LAVATORY

Model #	Product Description	List Price		Approx. Ship Weight (lbs.)	Pallet Qty	Package Dimensions (H x W x D)
		Standard	Premium			
<b>Pedestal Combination</b>						
270	West Hampton™ Pedestal Lavatory Combination	\$ 158.11	\$ 183.61	39	-	-
<b>Lavatory</b>						
272-4	West Hampton™ Lavatory, 4" Faucet Center	\$ 92.17	\$ 107.04	26	33	21" x 8-1/2" x 17-1/2"
272-8	West Hampton™ Lavatory, 8" Faucet Center	\$ 92.17	N/A	26	33	21" x 8-1/2" x 17-1/2"
<b>Pedestal</b>						
273	West Hampton™ Pedestal	\$ 65.94	\$ 76.57	13	50	28" x 6" x 7"

Standard Colors: White Premium Colors: Biscuit • Bone

UNDERCOUNTER LAVATORIES



## Brentwood®

ELEGANT & TRADITIONAL STYLE FOR YOUR DESIGNER BATHROOM

- 20-5/16" x 14-3/16" undercounter lavatory
- Basin: 18-15/16" x 13"
- Rectangular style
- Concealed front overflow
- Mounting clips included
- Complies with ADA requirements for accessibility
- Coordinating toilets and bathtubs available

BRENTWOOD®

234

UNDERCOUNTER ADA



LAVATORIES  
— UNDERCOUNTER —

### BRENTWOOD® UNDERCOUNTER LAVATORY

Model #	Product Description	List Price		Approx. Ship Weight (lbs.)	Pallet Qty	Package Dimensions (H x W x D)
		Standard	Premium			
<b>Undercounter</b>						
234	Brentwood® Undercounter Lavatory	\$ 154.25	\$ 197.92	20	30	21-5/8" x 16-1/4" x 7-1/2"

Standard Colors: White Premium Colors: Biscuit

### PARTS & ACCESSORIES

Model #	Product Description	List Price
		Standard
CLIPS	Mounting Clips (Set of 4)	\$ 18.14



## Maple™



The Maple undercounter lavatories offer a very neutral design that mounts under, providing a smooth transition from the counter to the sink. Available in petite and standard sizes, the Maple series has the versatility to be used in any bathroom in the house.

- 19-3/4" x 16" undercounter lavatory
- Basin: 17-5/16" x 14-1/8"
- Oval style lavatory
- Concealed front overflow
- Mounting clips included
- Complies with ADA requirements for accessibility

MAPLE™

217

UNDERCOUNTER ADA



### MAPLE™ UNDERCOUNTER LAVATORY

Model #	Product Description	List Price		Approx. Ship Weight (lbs.)	Pallet Qty	Package Dimensions (H x W x D)
		Standard	Premium			
<b>Undercounter</b>						
217	Maple™ Lavatory, Undercounter	\$ 69.46	\$ 84.98	18	30	20" x 17-3/4" x 8-1/4"

Standard Colors: White Premium Colors: Biscuit

### PARTS & ACCESSORIES

Model #	Product Description	List Price
		Standard
CLIPS	Mounting Clips (Set of 4)	\$ 18.14



## Petite Covington™

The Petite Covington undercounter lavatory offers a rectangular neutral design that mounts under, providing a smooth transition from the counter to the sink. The Covington series has the versatility to be used in any bathroom in the house.

- 21-3/8" x 13-5/8" undercounter lavatory
- Basin: 19" x 11-3/8"
- Petite rectangular style lavatory
- Concealed front overflow
- Mounting clips included
- Complies with ADA requirements for accessibility

PETITE COVINGTON™  
218NS  
UNDERCOUNTER **ADA**



### PETITE COVINGTON™ UNDERCOUNTER LAVATORY

Model #	Product Description	List Price		Approx. Ship Weight (lbs.)	Pallet Qty	Package Dimensions (H x W x D)
		Standard	Premium			
<b>Undercounter</b>						
218NS	Petite Covington™ Lavatory, Undercounter <b>ADA</b>	\$ 116.98	\$ 143.14	21	30	21-1/2" x 8-1/4" x 14"
Standard Colors: White Premium Colors: Biscuit • Bone						

### PARTS & ACCESSORIES

Model #	Product Description	List Price
		Standard
CLIPS	Mounting Clips (Set of 4)	\$ 18.14



## Petite Maple™



The Maple undercounter lavatories offer a very neutral design that mounts under, providing a smooth transition from the counter to the sink. Available in petite and standard sizes, the Maple series has the versatility to be used in any bathroom in the house.

- 17-1/8" x 14-1/4" undercounter lavatory
- Basin: 15-1/8" x 12-1/4"
- Petite oval style lavatory
- Concealed front overflow
- Mounting clips included
- Complies with ADA requirements for accessibility

PETITE MAPLE™  
216NS  
UNDERCOUNTER **ADA**



### PETITE MAPLE™ UNDERCOUNTER LAVATORY

Model #	Product Description	List Price		Approx. Ship Weight (lbs.)	Pallet Qty	Package Dimensions (H x W x D)
		Standard	Premium			
<b>Undercounter</b>						
216NS	Petite Maple™ Lavatory, Undercounter <b>ADA</b>	\$ 59.43	\$ 72.74	15	30	17-1/4" x 7" x 14"
Standard Colors: White Premium Colors: Biscuit • Bone						

### PARTS & ACCESSORIES

Model #	Product Description	List Price
		Standard
CLIPS	Mounting Clips (Set of 4)	\$ 18.14



# GENERAL INFORMATION



### Adam™ Urinal

Model #	Part #	Product Description	Adjusted List Price
401	401014350	Urinal, 1.0 gpf, Biscuit	\$ 60.91
	401010550	Urinal, 1.0 gpf, Bone	
401HE	401014355	Urinal, 0.5 gpf, Biscuit	\$ 101.61
	401010555	Urinal, 0.5 gpf, Bone	

Available while supplies last.  
Call for current inventory and special pricing.



### Aegean™ ADA One-Piece

Model #	Part #	Product Description	Adjusted List Price
12" Rough-In			
708	708014370	One-Piece, Elongated SMHT, Biscuit	\$ 312.90

Available while supplies last.  
Call for current inventory and special pricing.



### Aegean™ One-Piece

Model #	Part #	Product Description	Adjusted List Price
12" Rough-In			
705NS	705014302	One-Piece, Elongated, Biscuit	\$ 297.73
	705010502	One-Piece, Elongated, Bone	

Available while supplies last.  
Call for current inventory and special pricing.



### Alto® Bidet

Model #	Part #	Product Description	Adjusted List Price
361	361010532	Bidet, 3-Hole, Bone	\$ 89.06

Available while supplies last.  
Call for current inventory and special pricing.



### Alto® Tanks



Model #	Part #	Product Description	Adjusted List Price
1.28 GPF			
3120	312010507	Fluidmaster, Bone	\$ 78.95
	312014307	Fluidmaster, Biscuit	
3120RH	312010047	Right-Hand, Fluidmaster, White	\$ 82.54
	312014307	Right-Hand, Fluidmaster, Biscuit	
3122	312210507	Color Match & Cover Lock, Bone	\$ 112.58
	312214307	Color Match & Cover Lock, Biscuit	
3125	312510507	Color Match & 14" Rough-In, Bone	\$ 148.78
	312514307	Color Match & 14" Rough-In, Biscuit	
1.6 GPF			
125	125010500	14" Rough-In, Bone	\$ 148.78
	125014300	14" Rough-In, Biscuit	
160RH	16010540	Right-Hand, Bone	\$ 70.83
	16014320	Right-Hand, Biscuit	



### Alto® Tanks (Continued)

Model #	Part #	Product Description	Adjusted List Price
170RH	160010047	Right-Hand & Tank Liner, White	\$ 81.71
171	171010500	Tank Liner & Fluidmaster, Bone	\$ 112.58
	171014300	Tank Liner & Fluidmaster, Biscuit	
172	172000500	Pilot Valve & 2" Flapper, Bone	\$ 70.83
	172004300	Pilot Valve & 2" Flapper, Biscuit	
172RH	172000040	Right-Hand, Pilot Valve & 2" Flapper, White	\$ 70.83
	172000540	Right-Hand, Pilot Valve & 2" Flapper, Bone	
	172004340	Right-Hand, Pilot Valve & 2" Flapper, Biscuit	
174	174000500	Color Match, Tank Liner, Pilot & 2", Bone	\$ 102.66
	174004300	Color Match, Tank Liner, Pilot & 2", Biscuit	
190	190010500	Color Match & Tank Liner, Bone	\$ 102.66
	190014300	Color Match & Tank Liner, Biscuit	

Available while supplies last.  
Call for current inventory and special pricing.



### Alto® II Drop-In Lavatory



Model #	Part #	Product Description	Adjusted List Price
Lavatory			
251-LO	251410050	Drop-In Lavatory, L/O 4" FC, White	\$ 34.61

Available while supplies last.  
Call for current inventory and special pricing.



### Baltic™

Model #	Part #	Product Description	Adjusted List Price
10" Rough-In, Floor-Mount			
1311NS	131100500	Elongated Bowl, Bone	\$ 78.37
	1311004300	Elongated Bowl, Biscuit	

Available while supplies last.  
Call for current inventory and special pricing.



### Barrett™ Drop-In Lavatory

Model #	Part #	Product Description	Adjusted List Price
Lavatory			
268	268810500	Drop-In Lavatory, 8" Faucet Center, Bone	\$ 54.77

Available while supplies last.  
Call for current inventory and special pricing.



### Brentwood® Bowl

Model #	Part #	Product Description	Adjusted List Price
12" Rough-In			
4147	414714307	Elongated SMHT Bowl, Biscuit	\$ 127.45

Available while supplies last.  
Call for current inventory and special pricing.

GENERAL  
DISCONTINUED

DISCONTINUED PRODUCTS



ADA

### Brentwood® Drop-In Lavatory

Model #	Part #	Product Description	Adjusted List Price
<b>Lavatory</b>			
254	254810500	Drop-In Lavatory, 8" Faucet Center, Bone	\$ 73.40

Available while supplies last.  
Call for current inventory and special pricing.



ADA

### Brentwood® UC Lavatory

Model #	Part #	Product Description	Adjusted List Price
<b>Lavatory</b>			
234	234010501	Undercounter Lavatory, Bone	\$ 77.14

Available while supplies last.  
Call for current inventory and special pricing.



ADA

### Cape Charles™



Model #	Part #	Product Description	Adjusted List Price
<b>Wall-Mount Lavatory</b>			
2018C	201810080	Lavatory, 8" Faucet Center, White	\$ 57.87
	201810580	Lavatory, 8" Faucet Center, Bone	\$ 49.26
	201810500	Lavatory, 4" Faucet Center, Bone	\$ 59.99
	201814300	Lavatory, 4" Faucet Center, Biscuit	\$ 58.67

Available while supplies last.  
Call for current inventory and special pricing.



### City I

Model #	Part #	Product Description	Adjusted List Price
<b>Vanity Top Lavatory</b>			
2017	201740000	Lavatory, Vanity Top, White	\$ 52.07

Available while supplies last.  
Call for current inventory and special pricing.



### City II

Model #	Part #	Product Description	Adjusted List Price
<b>Vanity Top Lavatory</b>			
2519	251940000	Lavatory, Vanity Top, White	\$ 69.91

Available while supplies last.  
Call for current inventory and special pricing.



### Clinical Lavatory

Model #	Part #	Product Description	Adjusted List Price
<b>Lavatory</b>			
3072	307210000	Lavatory, White	\$ 1,146.33
-	872100000	Guard Rim Set	\$ 83.23

Available while supplies last.  
Call for current inventory and special pricing.



ADA

### Essence™ Drop-In Lavatory

Model #	Part #	Product Description	Adjusted List Price
<b>Lavatory</b>			
259	259410000	Drop-In Lavatory, 4" FC, White	\$ 72.17
		Drop-In Lavatory, 4" FC, Bone	\$ 68.32
	259414300	Drop-In Lavatory, 4" FC, Biscuit	\$ 46.42
	259810000	Drop-In Lavatory, 8" FC, White	\$ 73.90
	259810500	Drop-In Lavatory, 8" FC, Bone	\$ 71.18
	259814300	Drop-In Lavatory, 8" FC, Biscuit	\$ 46.42

Available while supplies last.  
Call for current inventory and special pricing.



### Essence™ Pedestal Lavatory

Model #	Part #	Product Description	Adjusted List Price
<b>Lavatory</b>			
318	318104300	Pedestal Lavatory, Single Hole, Biscuit	\$ 96.77
	318104300	Pedestal Lavatory, Single Hole, Bone	\$ 95.41
	318410000	Pedestal Lavatory, 4" FC, White	\$ 96.77
	318414300	Pedestal Lavatory, 4" FC, Biscuit	\$ 95.13
	318410500	Pedestal Lavatory, 4" FC, Bone	\$ 123.06
	318814300	Pedestal Lavatory, 8" FC, Biscuit	\$ 63.60
	318810500	Pedestal Lavatory, 8" FC, Bone	\$ 122.86
<b>Pedestal</b>			
319	319020000	Pedestal, White	\$ 48.38
	319024300	Pedestal, Biscuit	\$ 48.38
	319020500	Pedestal, Bone	\$ 81.77

Available while supplies last.  
Call for current inventory and special pricing.



### Grande Isle

Model #	Part #	Product Description	Adjusted List Price
<b>Wall-Mount Lavatory</b>			
2018 HBNS-LO	202210051	Less Overflow, 8" FC, White	\$ 61.62

Available while supplies last.  
Call for current inventory and special pricing.



### Grandview

Model #	Part #	Product Description	Adjusted List Price
<b>Pedestal</b>			
303	303014300	Pedestal, Biscuit (pair with 272)	\$ 51.46

Available while supplies last.  
Call for current inventory and special pricing.





ADA

### Maple™



Model #	Part #	Product Description	Adjusted List Price
<b>Lavatory</b>			
217	217010570	Undercounter Lavatory, Bone	\$ 40.36

Available while supplies last.  
Call for current inventory and special pricing.



ADA

### Maumelle™

Model #	Part #	Product Description	Adjusted List Price
<b>Wall-Mount Lavatory</b>			
2028	202810000	Lavatory, Single Hole, White	\$ 112.00
	202840050	Lavatory, L/O 4" FC, White	\$ 129.59

Available while supplies last.  
Call for current inventory and special pricing.



ADA



### Maverick™ 1.28 Bowl / Tank

Model #	Part #	Product Description	Adjusted List Price
<b>Tank</b>			
112	112000000	1.28 Tank and Lid, White	\$ 59.22
	112010000	1.28 Tank and Lid, White	\$ 76.54
	112000500	1.28 Tank and Lid, Bone	\$ 57.44
112RH	001120500	1.28 Tank and Lid, Right-Hand, Bone	\$ 62.36
112LT	011200500	1.28 Tank and Lid, Lined, Bone	\$ 60.45
<b>12" Rough-In</b>			
111	111000500	Elongated Bowl, Bone	\$ 92.59
113	113010000	Round Bowl, White	\$ 94.82
	113010500	Round Bowl, Bone	\$ 110.34
114	114010500	Elongated SMHT Bowl, Bone	\$ 114.79

Available while supplies last.  
Call for current inventory and special pricing.



ADA

### Maverick™ I Drop-In Lavatory



Model #	Part #	Product Description	Adjusted List Price
<b>Lavatory</b>			
249	249114300	Drop-In Lavatory, Single Hole, Biscuit	\$ 41.72
	249110500	Drop-In Lavatory, Single Hole, Bone	\$ 41.78
	249810570	Drop-In Lavatory, 8" FC, Bone	\$ 44.13

Available while supplies last.  
Call for current inventory and special pricing.



### Monet™ Vessel



Model #	Part #	Product Description	Adjusted List Price
<b>Lavatory</b>			
825	825010010	Above-Counter Vessel, White	\$ 143.05

Available while supplies last.  
Call for current inventory and special pricing.



ADA

### Montclair™ Drop-In Lavatory

Model #	Part #	Product Description	Adjusted List Price
<b>Lavatory</b>			
269	269100000	Drop-In Lavatory, Single Hole, White	\$ 62.73
	269104300	Drop-In Lavatory, Single Hole, Biscuit	\$ 62.79
	269410000	Drop-In Lavatory, 4" FC, White	\$ 43.69
	269414300	Drop-In Lavatory, 4" FC, Biscuit	\$ 63.67
	269410500	Drop-In Lavatory, 4" FC, Bone	\$ 63.67
	269810000	Drop-In Lavatory, 8" FC, White	\$ 51.34
	269814300	Drop-In Lavatory, 8" FC, Biscuit	\$ 43.90
269810500	Drop-In Lavatory, 8" FC, Bone	\$ 63.80	

Available while supplies last.  
Call for current inventory and special pricing.



### Montclair™ Pedestal Lavatory

Model #	Part #	Product Description	Adjusted List Price
<b>Lavatory</b>			
333	333104300	Pedestal Lavatory, Single Hole, Biscuit	\$ 71.58
	333414300	Pedestal Lavatory, 4" FC, Biscuit	\$ 56.61
	333814300	Pedestal Lavatory, 8" FC, Biscuit	\$ 71.18
<b>Pedestal</b>			
334	334014300	Pedestal, Biscuit	\$ 55.99

Available while supplies last.  
Call for current inventory and special pricing.



ADA

### MS Oval™ Drop-In Lavatory



Model #	Part #	Product Description	Adjusted List Price
<b>Lavatory</b>			
237	237810500	Drop-In Lavatory, 8" FC, Bone	\$ 36.84

Available while supplies last.  
Call for current inventory and special pricing.



ADA

### MS Round™ Drop-In Lavatory



Model #	Part #	Product Description	Adjusted List Price
<b>Lavatory</b>			
239	239814300	Drop-In Lavatory, 8" FC, Biscuit	\$ 40.28
	239810500	Drop-In Lavatory, 8" FC, Bone	\$ 38.82

Available while supplies last.  
Call for current inventory and special pricing.



### Quantum® Bowl

Model #	Part #	Product Description	Adjusted List Price
<b>Rear Outlet, Wall-Mount</b>			
144	144010500	Elongated Bowl, Bone	\$ 190.57
<b>10" Rough-In</b>			
147-10	147110510	Elongated Bowl, Bone	\$ 165.98
	147114310	Elongated Bowl, Biscuit	

Available while supplies last.  
Call for current inventory and special pricing.

DISCONTINUED PRODUCTS



### Quantum<sup>®</sup> Tank

Model #	Part #	Product Description	Adjusted List Price
<b>1.6 GPF</b>			
122	123010550	Push Button Actuator, Bone	\$ 195.54
	123014350	Push Button Actuator, Biscuit	
<b>1.0 GPF</b>			
154	154010550	Push Button Actuator, Bone	\$ 195.54
	154014350	Push Button Actuator, Biscuit	

Available while supplies last.  
Call for current inventory and special pricing.



### Razionale<sup>™</sup> Vessel

Model #	Part #	Product Description	Adjusted List Price
<b>Lavatory</b>			
807	807010000	Above-Counter Vessel, White	\$ 63.21

Available while supplies last.  
Call for current inventory and special pricing.



### Reo<sup>™</sup> UC Lavatory

Model #	Part #	Product Description	Adjusted List Price
<b>Lavatory</b>			
226	226100000	Undercounter Lavatory, Single Hole, White	\$ 55.52
	226100500	Undercounter Lavatory, Single Hole, Bone	\$ 55.80
	226104300	Undercounter Lavatory, Single Hole, Biscuit	\$ 55.80
	226410000	Undercounter Lavatory, 4" FC, White	\$ 55.52
	226410500	Undercounter Lavatory, 4" FC, Bone	\$ 55.80
	226414300	Undercounter Lavatory, 4" FC, Biscuit	\$ 55.80
	226810000	Undercounter Lavatory, 8" FC, White	\$ 55.52
	226810500	Undercounter Lavatory, 8" FC, Bone	\$ 55.80
	226814300	Undercounter Lavatory, 8" FC, Biscuit	\$ 55.80

Available while supplies last.  
Call for current inventory and special pricing.



### Reo<sup>™</sup> Vessel

Model #	Part #	Product Description	Adjusted List Price
<b>Lavatory</b>			
826	826010000	Above-Counter Vessel, White	\$ 51.37
	826010500	Above-Counter Vessel, Bone	\$ 60.37
	826014300	Above-Counter Vessel, Biscuit	\$ 63.91

Available while supplies last.  
Call for current inventory and special pricing.



### Spruce Cove<sup>™</sup>



Model #	Part #	Product Description	Adj. List Price
<b>Wall-Mount Lavatory</b>			
1613NS	161310012	Lavatory, L/O Single Hole, White	\$ 44.85
	161310011	Lavatory, Single Hole, White	

Available while supplies last.  
Call for current inventory and special pricing.



### Summit<sup>™</sup> Tank



Model #	Part #	Product Description	Adjusted List Price
<b>1.28 GPF Tank</b>			
387RH	038710540	Right-Hand, Bone	\$ 68.07
	038714340	Right-Hand, Biscuit	

Available while supplies last.  
Call for current inventory and special pricing.



### Tempo<sup>™</sup> Vessel

Model #	Part #	Product Description	Adjusted List Price
<b>Lavatory</b>			
805	805010510	Above-Counter Vessel, Bone	\$ 39.05
	805014310	Above-Counter Vessel, Biscuit	\$ 38.62

Available while supplies last.  
Call for current inventory and special pricing.



### Walnut Knoll<sup>™</sup>



Model #	Part #	Product Description	Adjusted List Price
<b>Wall-Mount Lavatory</b>			
2008	200810080	Lavatory, 8" Faucet Center, White	\$ 69.92

Available while supplies last.  
Call for current inventory and special pricing.

ADA



### Waverly<sup>™</sup> Pedestal Lavatory

Model #	Part #	Product Description	Adjusted List Price
<b>Lavatory</b>			
338	338100500	Pedestal Lavatory, Single Hole, Bone	\$ 61.87
	338810500	Pedestal Lavatory, 8" FC, Bone	\$ 65.03
<b>Pedestal</b>			
339	339010500	Pedestal, Bone	\$ 47.75

Available while supplies last.  
Call for current inventory and special pricing.



ADA

### Wheelchair™



Model #	Part #	Product Description	Adjusted List Price
<b>Wall-Mount Lavatory</b>			
315	315410040	Lavatory, 4" FC, White	\$ 170.75
	315410050	Lavatory, L/O 4" FC, White	\$ 162.69
	315810050	Lavatory, L/O 8" FC, White	\$ 157.89


Available while supplies last.  
Call for current inventory and special pricing.



### 475 Urinal

Model #	Part #	Product Description	Adjusted List Price
<b>Rear Outlet, Wall-Mount</b>			
475	047510500	Urinal, Bone	\$ 139.43

Available while supplies last.  
Call for current inventory and special pricing.



### Willow Run™



Model #	Part #	Product Description	Adjusted List Price
<b>Wall-Mount Lavatory</b>			
1917C	191714350	Lavatory, L/O 4" FC, Biscuit	\$ 47.76

Available while supplies last.  
Call for current inventory and special pricing.

## OBSOLETE PRODUCTS

Products that have been discontinued and are no longer available to sell are listed at the end of the Index, see page 212.

# GLOSSARY

## GENERAL TERMS



### LIFETIME LIMITED WARRANTY – VITREOUS CHINA

Warranty on china products to be free from defects in materials and workmanship, under normal use and maintenance, for the lifetime of the product from the date of the initial retail purchase.



### 10-YEAR LIMITED WARRANTY – ACRYLIC SHELL

Warranty on any Swirl-way® or Whitley™ Collection product from defects in materials and workmanship for the acrylic shell. The shell will maintain its structural integrity and be free of water loss due to a defect in the tub shell.



### 5-YEAR LIMITED WARRANTY – TANK TRIM

Warranty on plumbing fittings and toilet tank trim products including: fill valve, flush valve and trip lever products to be free from defects in materials and workmanship.



### 1-YEAR LIMITED WARRANTY – TANK TRIM

Warranty on plumbing fittings and toilet tank trim products including: ballcock, flush valve and trip lever products to be free from defects in materials and workmanship.



### MADE IN USA

Product is made in the USA.



### PURACLEAN® GLAZE

PuraClean® easy-to-clean glazed surface – 48% smoother surface collects less debris, inhibiting growth of bacteria and proving easier to clean.



### ADA COMPLIANT

When properly installed, product meets the requirements for the Americans with Disabilities Act of 1990 (ADA). Refer to local plumbing codes, as they may vary by location and application.



### BUY AMERICAN ACT (BAA) COMPLIANT

When properly installed, product meets the requirements for the Americans with Disabilities Act of 1990 (ADA). Refer to local plumbing codes, as they may vary by location and application.



### TRADE AGREEMENTS ACT (TAA) COMPLIANT

When properly installed, product meets the requirements for the Americans with Disabilities Act of 1990 (ADA). Refer to local plumbing codes, as they may vary by location and application.

# SANITARYWARE

## TOILETS



### ELONGATED BOWL

For those with a larger bathroom, an elongated bowl will fit well and provide added comfort.



### ROUND BOWL

For those with a smaller bathroom, a round bowl will fit well in tighter spaces.



### SMARTFASTEN™ CONNECTION

Superior SmartFasten™ tank-to-bowl system provides a sturdy connection between tank and bowl that prevents rocking and leaking.



### HIGH EFFICIENCY

With a water consumption of 1.28 gallons per flush, or less, you save both water and money.



### SIDE-MOUNTED SEAT

Seat hinges are located on the side of the toilet bowl, not the top, eliminating hard-to-clean corners and crevices, and providing an easy-to-wipe deck surface.



### CONCEALED TRAPWAY

Provides a smooth toilet pedestal. Dust, debris and waste won't collect in bends and grooves, making the toilet easier to clean and keeping it clean longer.



### SLOW CLOSE SEAT

No slamming, no pinching. A slow close seat settles onto the bowl slowly and quietly with just a gentle touch.



### WATERSENSE CERTIFIED

Certified by WaterSense for water conservation and performance.



### SMARTHEIGHT™

Taller bowl height for easier sitting and standing, meets ADA requirements for bowl height.

## LAVATORIES



### NO OVERFLOW

No overflow drains prevent water from spilling over the sink and onto the counter and floor.



### CONCEALED DRAIN

Eliminate drain assembly with a concealed drain – and gain a cleaner looking sink.

## BATHWARE



### BATHTUB

Relax with a soothing soak in warm water.



### WHIRLPOOL MASSAGE

Focus relief to your aching muscles with fully adjustable body and back jets that allow you to control the direction and force of the water flow.



### AIR MASSAGE

Aid relaxation and comfort with air jets that create huge air bubbles to help relieve aches in any part of your body.



### COMBINATION WHIRLPOOL AND AIR MASSAGE

Get the benefits of both therapies with a combination system that allows you to operate the whirlpool jets and air jets independently or together.



### MICRODERM THERAPEUTIC BATH

Enjoy softer, rejuvenated skin as the MicroDerm™ system surrounds you with millions of tiny oxygenated microbubbles that exfoliate and hydrate the skin.



### ADJUSTABLE LEGS

Concealed leveling legs can be easily adjusted to level the bathtub. There is no need to set the tub in a bed of mortar; simply level it and set in place with silicone.

# TERMS & CONDITIONS

## Order Acceptance:

Acceptance of any order is subject to the terms and conditions appearing herein. No other terms and conditions contained in the Buyer's purchase order, shipping release or elsewhere inconsistent or different to the terms and conditions herein shall be binding upon Mansfield Plumbing Products, unless specifically agreed to in writing by Mansfield Plumbing Products. For any order, each item ordered must include quantity, model, part number or description, and price.

**Minimum Order:** \$100 net

**Full Pallet Quantity Requirements:** All white 12-inch rough-in Alto products, as well as white MS Oval & Round self-rimming lavatories **must be ordered in full pallet quantities.** See product pages for specific model numbers. Mansfield reserves the right to add other models to this full pallet requirement policy at any time.

## Prices:

Prices in the current price book are subject to change without notice and supersede all previous price books and lists. All orders accepted are subject to prices in effect at date order is received. Possession of this book should not be construed as an offer to sell the products herein at the prices stated. Prices do not include installation, freight or taxes. All prices are shown in US dollars.

## Order Changes:

Only when Mansfield Plumbing Products Customer Service Department receives a written request via fax or email within 24 hours can any changes, cancellations, deletions or additions to orders be initiated. Due to the loss of time and material, there may be a cancellation fee. If an order has reached the Shipping Department, no changes can be made.

## Return Goods:

Approved written authorization is required from Mansfield Plumbing Products Customer Service Department to return any product. All products returned without approved written authorization will be refused. When product in salable condition is returned, a 30% restocking fee will be applied, plus any additional costs to bring the product to salable condition. All credits will be issued in the form of a merchandise credit, no cash credits are available. Product that is damaged, or not in otherwise salable condition, special order, customized, part of an inventory adjustment, phased out or discontinued, is not eligible for return or credit. Buyer is responsible for inbound and outbound freight, and any freight damage. Minimum return goods allowance is \$100 net.

## Credit Policy:

The acceptance of any order is subject to credit investigation and approval by Mansfield Plumbing Products credit department. Delivery may be withheld on accepted orders, without any liability on the part of Mansfield Plumbing Products, if, in its opinion, the Buyer's ability to pay for the products on these terms and conditions is in doubt. Any remittance received from or for the account of Buyer may be accepted or applied by Mansfield Plumbing Products against any indebtedness, regardless of any condition, provision or notation appearing on such remittance. After delivery, if Mansfield Plumbing Products brings legal action to collect amounts due and owed by Buyer, Buyer agrees to pay for all attorneys' fees and costs incurred by Mansfield Plumbing Products in such action.

## Payment Terms:

Standard terms are Net 30 from date of invoice. Credit card payments are capped at \$2,500 per year.

## Late Payment/Service Fees:

Interest rate of 1-1/2% per month will be charged from the date an account becomes past due. In addition to late payment charges, Buyer agrees to pay any and all collection costs, including reasonable attorney fees incurred by Mansfield Plumbing Products in collecting balance not paid within terms.

## Taxes:

Prices are exclusive of any taxes. Buyer agrees to pay any applicable taxes, duty surcharges, fees or similar charges however imposed. Current taxes and exempt certificates must be filed with Mansfield Plumbing Products, or applicable taxes shall be added to the price and terms contained herein.

## Shipments:

All shipments are F.O.B. shipping point, freight prepaid and policies apply to all shipments within the continental United States, excluding Alaska, Puerto Rico, Hawaii and export. Mansfield Plumbing Products reserves the right to choose transportation carriers and shipping locations. Buyer may request specific carrier on orders shipping freight collect.

## Partial Shipments:

Unless otherwise specified, Mansfield may make partial shipments. Each shipment is considered a separate sale. Buyers must accept and pay for shipments regardless of any prior or subsequent failure to deliver any other shipments.

## Backorders:

Backorders available for shipment will be added to Buyer's next order. If Mansfield Plumbing Products misses the customer's order, it will be shipped prepaid.

## Shortages or Variances:

Any shortages or variances must be noted on the delivery receipt and reported to Mansfield Plumbing Products customer service in writing within 5 days of receipt. No claims reported after 5 days of delivery will be considered.

## Damage in Transit:

Mansfield Plumbing Products is responsible for delivering product free of damage to freight carriers. Buyer should carefully inspect product when delivered to insure products are damage free. All damages must be noted on the delivery receipt and reported to Mansfield Plumbing Products Customer Service no later than the day after delivery. Failure to note and report damages no later than the day after delivery shall be evidence the customer is satisfied with seller's performance. Buyer should hold damaged packaging until carrier's representative responds to the claim.

## Transit Claims:

All claims for recovery by Shipper for loss or damage to goods must be filed in writing with Carrier within 7 days after the delivery date. Each claim must contain information necessary to identify the goods affected, the basis for liability and the amount of the alleged loss or damage, as well as all appropriate supporting documentation. Mansfield Plumbing Products will manage the resolution of these claims with the Carriers. Shipper will cooperate with Mansfield Plumbing Products, the Carrier and their respective insurers in the investigation of any claim or potential claim by Shipper. Mansfield Plumbing Products will, upon Shipper's written request, assign its right against a Carrier for any particular claim to Shipper. Any civil action brought by Shipper for cargo lost or damaged must be filed by Shipper within the applicable statute of limitations. Mansfield Plumbing Products is not responsible or liable for any delays or any failure to perform due to unforeseen circumstances or causes beyond Mansfield Plumbing Products control, when such delays or failure is due directly or indirectly to acts of God, war (including civil war), riots, embargoes, acts (whether sovereign or contractual) of civil or military authorities, acts of any government, major changes in economic conditions, fires, floods, explosions, the elements, epidemics, quarantine restrictions, strikes, lockouts, plant shutdowns, slowdowns, accidents, shortages of raw energy, materials, component parts, labor, or delays of suppliers or subcontractors. In the event of delay, Mansfield Plumbing Products shall notify Buyer of such delay and an equitable adjustment shall be made in the delivery schedule and any other affected terms and conditions.

## Shipping Weights and Dimensions:

Shipping weights and dimensions are approximate, are shown for Buyers convenience, and are not guaranteed.

## Warranty:

All Mansfield Plumbing product including fixtures and fittings are covered by Mansfield Plumbing's Limited One-year Warranty unless otherwise noted.

## TERMS & CONDITIONS (CONTINUED)

### Limitation of Liability:

Mansfield Plumbing Products' liability for any and all claims of any kind, including negligence, for any loss or damage arising out of, connected with or resulting from Mansfield Plumbing Products performance or breach of the terms hereof shall, in the aggregate, not exceed the purchase price of the particular product. IN NO EVENT SHALL MANSFIELD PLUMBING PRODUCTS BE LIABLE FOR INDIRECT, SPECIAL, INCIDENTAL OR CONSEQUENTIAL DAMAGES RESULTING FROM OR ARISING OUT OF PERFORMANCE OF OR FAILURE TO PERFORM ITS OBLIGATIONS HEREUNDER, WHETHER OR NOT MANSFIELD PLUMBING PRODUCTS HAD BEEN ADVISED OR KNEW, OR SHOULD HAVE KNOWN OF THE POSSIBILITY OF SUCH DAMAGES.

### Severability:

If any portion or provision of these terms applicable to any situation or circumstance is held invalid, the remainder of these terms or the remainder of such provision (as the case may be), and the application thereof to other situations or circumstances shall not be affected thereby.

### Waiver:

Waiver by Mansfield Plumbing Products of any breach of these provisions shall not be construed as a waiver of any other breach.

### Assignment:

None of the Buyer's rights under these terms shall be assigned or otherwise transferred by the Buyer to any other person, whether by operation of law or otherwise, without Mansfield Plumbing Products prior written approval.

### Entirety of Agreement:

These terms are intended as a complete and exclusive statement of the terms and conditions of their agreement. No other terms and conditions, whether contained in Buyer's purchase order, shipping release or elsewhere that are inconsistent with, in

addition to, or different from the terms and conditions herein shall be binding upon Mansfield Plumbing Products unless specifically agreed to by Mansfield Plumbing Products in writing.

### Law and Arbitration:

These terms are governed by the laws of the State of Ohio. Any controversy or claim arising out of or relating to these terms or the breach hereof shall be finally settled by arbitration in Ashland County, Ohio in accordance with the prevailing commercial rules of the American Arbitration Association, and the parties shall have the right to take depositions and obtain discovery regarding the subject matter of the arbitration as if the subject matter of the arbitration were ending in a civil action before a Superior Court of the State of Ohio. Pending decision by the arbitrator(s), the parties shall diligently proceed pursuant to the terms and conditions hereof. The award of the arbitrator(s) shall be final, binding and conclusive on the parties hereto and their successors and assigns. Judgment upon an arbitration award hereunder may be entered in any court having jurisdiction thereof or application may be made to any court for individual acceptance of the award or any order of enforcement, as the case may be.

### Assent:

Receipt by Buyer of acceptance of the order or receipt of the products without prompt objection to the terms and conditions herein set forth constitutes acceptance by the Buyer of these terms and conditions.

## MANUFACTURER'S LIMITED LIFETIME WARRANTY – VITREOUS CHINA PRODUCTS

### PLEASE READ CAREFULLY AND RETAIN FOR YOUR RECORDS.

Mansfield Plumbing Products LLC ("MPP") warrants its china products to be free from defects in materials and workmanship, under normal use and maintenance, for the lifetime of the product from the date of the initial retail purchase. MPP promises to provide a replacement china part for any china part of this product that proves upon our inspection to be defective in material or workmanship subject to the following conditions, exclusions, and limitations:

### EXCLUSIONS AND LIMITATIONS:

1. The Manufacturer's Limited Lifetime Warranty does NOT apply to plumbing fittings and toilet tank trim products including: fill valve, flush valve and trip lever products. Please refer to the separate limited warranty for toilet tank trim and fittings products provided at the time of purchase for the terms and conditions of that warranty.
2. MPP shall NOT be liable for any damages, including but not limited to incidental or consequential damages, except as specifically provided herein and regardless of the legal theory asserted. **SOME STATES DO NOT ALLOW THE EXCLUSION OR LIMITATION OF ANY INCIDENTAL OR CONSEQUENTIAL DAMAGES, SO THE ABOVE EXCLUSION OR LIMITATION MAY NOT APPLY TO YOU.**

3. MPP shall NOT be liable for damages resulting from improper installation, maintenance, repair, cleaning, handling, neglect, abuse, alteration, or Acts of God.
4. MPP shall NOT be liable for any implied warranty of fitness for a particular purpose or implied warranty of merchantability or any implied warranty that might arise from a course of dealing with the purchaser or usages of trade. **SOME STATES DO NOT ALLOW IMPLIED WARRANTIES TO BE EXCLUDED OR LIMITED, SO THE ABOVE EXCLUSION MAY NOT APPLY TO YOU.**

### NOTES:

1. All labor costs for de-installation and re-installation and transportation costs or charges incidental to warranty service are the responsibility of the owner.
2. MPP has the right to discontinue or modify any product at any time.
3. The foregoing written warranty statements are exclusive and in lieu of all other oral or written, express or implied warranties and remedies. No person is authorized to change, add to, or create any warranty or obligation other than as set forth herein. These written warranty statements give you specific legal rights, and you may have other rights, which vary from state to state.

To obtain warranty service or a copy of the product warranty, contact your local dealer and/or the contractor from whom you purchased this product.

© 2020 (Revised 12/2019) Mansfield Plumbing Products LLC • PHONE: 877-850-3060 • FAX: 419-938-6234 • EMAIL: [custserv@mansfieldplumbing.com](mailto:custserv@mansfieldplumbing.com)

## MANUFACTURER'S FIVE-YEAR LIMITED WARRANTY: TOILET TANK TRIM AND FITTINGS PRODUCTS

*Applies to Vanquish, Denali and single-flush Summits only*

### PLEASE READ CAREFULLY AND RETAIN FOR YOUR RECORDS.

Mansfield Plumbing Products LLC ("MPP") warrants its plumbing fittings and toilet tank trim products including: fill valve, flush valve and trip lever products to be free from defects in materials and workmanship for a period of five (5) years from the initial date of retail purchase if purchased on or after April 1, 2016. MPP promises to replace any of these products that proves, upon inspection and within five (5) years from the date of initial retail purchase, to be defective in material or workmanship subject to the following conditions, exclusions, and limitations:

#### EXCLUSIONS AND LIMITATIONS:

1. MPP shall NOT be liable for any damages, including but not limited to incidental or consequential damages, except as specifically provided herein and regardless of the legal theory asserted. **SOME STATES DO NOT ALLOW THE EXCLUSION OR LIMITATION OF ANY INCIDENTAL OR CONSEQUENTIAL DAMAGES, SO THE ABOVE EXCLUSION OR LIMITATION MAY NOT APPLY TO YOU.**
2. MPP shall NOT be liable for damages resulting from improper installation or installation in a harsh or hazardous environment or where water pressure exceeds 80 PSI, or from maintenance, repair, cleaning, handling, neglect, abuse, alteration, or Acts of God.
3. MPP shall NOT be liable for any failure or damage to its plumbing fittings or toilet tank trim products: including fill valve, flush valve, or trip lever products caused by the use of

either chloramines or high concentration of chlorine, lime/iron sediments and/or other minerals not removed from public water during the treatment of public water supplies or caused by toilet tank type cleaners containing chlorine, calcium hypochlorite, or other chemicals.

4. MPP shall NOT be liable for any implied warranty of fitness for a particular purpose or implied warranty of merchantability or any implied warranty that might arise from a course of dealing with the purchaser or usages of trade. **SOME STATES DO NOT ALLOW IMPLIED WARRANTIES TO BE EXCLUDED OR LIMITED, SO THE ABOVE EXCLUSION MAY NOT APPLY TO YOU.**

#### NOTES:

1. All labor costs for de-installation and re-installation and transportation costs or charges incidental to warranty service are the responsibility of the owner.
2. MPP has the right to discontinue or modify any product at any time.
3. The foregoing written warranty statements are exclusive and in lieu of all other oral or written, express or implied warranties and remedies. No person is authorized to change, add to, or create any warranty or obligation other than as set forth herein. These written warranty statements give you specific legal rights, and you may have other rights, which vary from state to state.

## MANUFACTURER'S ONE-YEAR LIMITED WARRANTY: TOILET TANK TRIM AND FITTINGS PRODUCTS

### PLEASE READ CAREFULLY AND RETAIN FOR YOUR RECORDS.

Mansfield Plumbing Products LLC ("MPP") warrants its plumbing fittings and toilet tank trim products including: ballcock, flush valve, and trip lever products to be free from defects in materials and workmanship for a period of one (1) year from the initial date of retail purchase. MPP promises to replace any of these products that proves, upon inspection and within one (1) year from the date of initial retail purchase, to be defective in material or workmanship subject to the following conditions, exclusions, and limitations:

#### EXCLUSIONS AND LIMITATIONS:

1. MPP shall NOT be liable for any damages, including but not limited to incidental or consequential damages, except as specifically provided herein and regardless of the legal theory asserted. **SOME STATES DO NOT ALLOW THE EXCLUSION OR LIMITATION OF ANY INCIDENTAL OR CONSEQUENTIAL DAMAGES, SO THE ABOVE EXCLUSION OR LIMITATION MAY NOT APPLY TO YOU.**
2. MPP shall NOT be liable for damages resulting from improper installation, maintenance, repair, cleaning, handling, neglect, abuse, alteration, or Acts of God.
3. MPP shall NOT be liable for any failure or damage to its plumbing fittings or toilet tank trim products: including ballcock, flush valve, or trip lever products caused by the use of either chloramines or high concentration of chlorine, lime/iron sediments and/or other minerals not removed from public water during the treatment of public water supplies or

caused by toilet tank type cleaners containing chlorine, calcium hypochlorite, or other chemicals.

4. MPP shall NOT be liable for any implied warranty of fitness for a particular purpose or implied warranty of merchantability or any implied warranty that might arise from a course of dealing with the purchaser or usages of trade. **SOME STATES DO NOT ALLOW IMPLIED WARRANTIES TO BE EXCLUDED OR LIMITED, SO THE ABOVE EXCLUSION MAY NOT APPLY TO YOU.**

#### NOTES:

1. All labor costs for de-installation and re-installation and transportation costs or charges incidental to warranty service are the responsibility of the owner.
2. MPP has the right to discontinue or modify any product at any time.
3. The foregoing written warranty statements are exclusive and in lieu of all other oral or written, express or implied warranties and remedies. No person is authorized to change, add to, or create any warranty or obligation other than as set forth herein. These written warranty statements give you specific legal rights, and you may have other rights, which vary from state to state.

## QUANTUM PRESSURE-ASSIST LIMITED WARRANTY: FLUSHMATE FLUSHING SYSTEM

### PLEASE READ CAREFULLY AND RETAIN FOR YOUR RECORDS.

All Mansfield® Quantum® pressure-assist toilet combinations utilize Flushmate® flushing system, which carry a ten (10) year limited warranty administered by Flushmate. Details, terms and conditions of this warranty can be found in the Quantum Owner's Manual and on the Flushmate website at [www.flushmate.com](http://www.flushmate.com). **FOR SERVICE, QUESTIONS AND WARRANTY CLAIMS ON THE FLUSHING SYSTEM, PLEASE CONTACT FLUSHMATE AT 1-800-533-3460.** The vitreous china components of these toilet combinations are covered under the standard Mansfield limited lifetime warranty as described on the previous page.

To obtain warranty service or a copy of the product warranty, contact your local dealer and/or the contractor from whom you purchased this product.

© 2020 (Revised 12/2019) Mansfield Plumbing Products LLC • PHONE: 877-850-3060 • FAX: 419-938-6234 • EMAIL: [custserv@mansfieldplumbing.com](mailto:custserv@mansfieldplumbing.com)

## MANUFACTURER'S WARRANTY INFORMATION FOR BATHWARE

### RESPONSIBILITIES OF OTHERS:

Inspecting the unit prior to installation is the responsibility of the installer or building contractor who acts on behalf of the user. They are responsible for ensuring the unit is free of defect or damage. Notices are placed on and in the unit and on the shipping carton advising the installer of this responsibility. In the event of a problem, the unit must not be installed. Mansfield Plumbing Products is not responsible for failures or damage that could have been discovered, repaired, or avoided by proper inspection and testing (including proper water testing) prior to installation.

Damage occurring in transit is the responsibility of the carrier. The user or installer MUST open the crate and inspect the unit for damage when it is delivered. If damage is discovered, it must be reported immediately to the seller and the carrier in writing, and an inspection requested. Failure of the carrier to respond should be reported to the seller and the carrier. Your freight claims should be filed promptly thereafter.

It is the responsibility of the installer, building contractor, or user to provide access for service. Mansfield Plumbing Products, LLC is not responsible for any costs relating to obtaining access for repair.

### WARRANTY SERVICE:

Mansfield Plumbing Products, LLC maintains a list of independent service personnel to perform required warranty service repairs. Such firms are not agents or representatives of Mansfield Plumbing Products, LLC and cannot bind us by words or conduct. We will provide warranty service when Mansfield Plumbing Products, LLC has been notified of the problem during the active warranty period and deemed the problem to be of the nature or type covered by the warranty. The product serial number, users address and contact information must be provided to obtain warranty service.

### WARRANTY LIMITATIONS:

In no event shall Mansfield Plumbing Products LLC be liable for incidental or consequential damages, for damages resulting from improper installation or for damages caused by handling, neglect, abuse or alteration. Our warranty does not cover defects or damages caused by the common carrier, installer, user or other persons resulting from, without

limitation: careless handling, improper voltage supply/electrical modifications, misuse; incorrect operation; lack of or improper routine maintenance; incorrect or inadequate water use or use of improper cleaners. Chips, cracks and scratches are damages and are not covered under warranty; however, they may be repaired by a qualified technician at the user's expense. Damages or defects that should have been detected before installation are not covered. All implied warranties, including any warranty or fitness for any particular purpose of merchantability, or those that might arise from a course of dealing with the purchaser or usages of trade, are hereby disclaimed or excluded.

Mansfield Plumbing Products is not responsible or liable for any delays or any failure to perform due to unforeseen circumstances or causes beyond Mansfield Plumbing Products' control, when such delays or failure is due, directly or indirectly, to acts of God, war (including civil war), riots, embargoes, acts (whether sovereign or contractual) of civil or military authorities, acts of any government, major change in economic conditions, fires, floods, explosions, the elements, epidemics, quarantine restrictions, strikes, lockouts, plant shutdowns, slowdowns, accidents, shortages of raw energy, materials, component parts, labor, or delays of suppliers or subcontractors.

### NOTE:

Some states do not allow limitations on an implied warranty, and some states do not allow exclusions or limitations regarding incidental or consequential damages, so the above limitations may not apply to you. This warranty gives you specific legal rights and you may have other rights which vary from state to state. No person is authorized to change, add to, or create any warranty or obligation other than set forth herein. This is our exclusive warranty.

## MANUFACTURER'S LIMITED TEN-YEAR WARRANTY – SWIRL-WAY® PRODUCTS, RESTORE™ ACR AND WHITLEY™ COLLECTION FREESTANDING BATHS

**PLEASE READ CAREFULLY AND RETAIN FOR YOUR RECORDS.** Mansfield Plumbing Products, LLC offers the following expressed warranty to the original purchaser of any Swirl-way product who purchases the product for personal or single family residential use ("user"). We will repair or replace, at our sole option, the product or its equipment in accordance with the following terms and conditions.

### TEN (10) YEAR WARRANTY FOR ACRYLIC SHELL

Mansfield Plumbing Products, LLC extends to the user of the product a non-transferable ten (10) year warranty from the date the product was originally purchased by the user that the shell will maintain its structural integrity and be free of water loss due to a defect in the tub shell. The warranty covers only the product shell against defects in material or workmanship.

### FIVE (5) YEAR LABOR WARRANTY FOR ALL FACTORY INSTALLED COMPONENTS

Our limited labor warranty is for a period of five (5) years from the date the product was originally purchased by the user, but not more than six (6) years from the date of manufacture. All factory installed components (e.g., pump, motor, blower, jets and plumbing) are covered under our labor warranty against failure due to defects in materials and workmanship.

## MANUFACTURER'S LIMITED ONE-YEAR WARRANTY – PRO-FIT® PRODUCTS

### PLEASE READ CAREFULLY AND RETAIN FOR YOUR RECORDS.

Mansfield Plumbing Products, LLC offers the following expressed warranty to the original purchaser of any Pro-Fit product who purchases the product for personal or single family residential use ("user"). We will repair or replace, at our sole option, the product or its equipment in accordance with the following terms and conditions.

### ONE (1) YEAR WARRANTY FOR ACRYLIC SHELL

Mansfield Plumbing Products, LLC extends to the user of the product a non-transferable one (1) year warranty from the date the product was originally purchased by the user that the shell will maintain its structural integrity and be free of water loss due to a defect in the tub shell. The warranty covers only the product shell against defects in material or workmanship.

### ONE (1) YEAR LABOR WARRANTY FOR ALL FACTORY INSTALLED COMPONENTS

Our limited labor warranty is for a period of one (1) year from the date the product was originally purchased by the user, but not more than two (2) years from the date of manufacture. All factory installed components (e.g., pump, motor, blower, jets and plumbing) are covered under our labor warranty against failure due to defects in materials and workmanship.



# SHIPPING – U.S. FREIGHT POLICY

## SANITARYWARE

- Will call allowance = 3%. Note: Will call orders cannot be picked up until the customer has received notification that the order is ready.
- Special handling charges apply for unique labeling/tags (\$ 25 U.S./\$ 35 Canada) and foam packing (\$ 25).
- Truckload and drop charge criteria is calculated per ship to location.
- **Additional fees will be assessed for:**
  - Detention fee of \$ 75/hour for freight not unloaded within two hours of scheduled appointment.
  - California orders with cross dock requirements at \$ 25 per order.
  - Driver-assisted\*, job site and residential deliveries at \$ 75 per order.
  - Deliveries requiring the use of pallet jacks at \$ 40 per order.
  - LTL deliveries requiring the use of lift gates at \$ 150 per order. Lift gates are not available for truckload orders.
- Mansfield reserves the right to invoice customers for special handling charges and freight services incurred based on market conditions.
- **Note:** Drop charges are subject to change based on market conditions.

Sanitaryware: U.S.**	900	N/A	3%	\$ 25	10 business days
	350	\$ 150			
	250	\$ 175			
	Less than 250	Customer pays freight			

*Note: Will call orders not picked up within two (2) weeks will be returned to stock and be subject to any restocking fees incurred.*

\* Driver-assisted deliveries include any delivery where the driver participates in the unloading of the truck in any way. Unless assist and/or special equipment requirements are specified on the purchase order at the time the order is placed and proper arrangements can be made prior to delivery, additional charges will apply and Mansfield cannot guarantee the desired services and/or equipment will be available.

## BATHWARE

- Six (6) total points in any combination of the products below qualifies for FFA and no drop charges.
- Shipments with Walk-in Tubs combined with other product categories for FFA will adjust to a lead time of 10 business days.
- Will call allowance = 5%
- NEW YORK SHIPMENTS: Freight table is available upon request. Contact Customer Service.
- Mansfield reserves the right to invoice customers for special handling charges and freight services incurred.

Bathware: U.S.**	Pro-Fit® and Pro-Spec Bathtubs	1	6	FFA	5%	10 business days
			1 to 5	\$ 100 per unit		
	Pro-Fit® Whirlpools and Air Massage	3	2	FFA	5%	10 business days
			1	\$ 100 per unit		
	Swirl-Way® Bathtubs	3	2	FFA	5%	10 business days
			1	\$ 100 per unit		
	Swirl-Way® Whirlpools, Air Massage, Combinations & MicroDerm™	6	1	FFA	5%	10 business days
	Walk-in Tubs and Whitley™ Collection Freestanding Baths	6	1	FFA	5%	10 business days

\*\* Contact Customer Service to obtain a copy of the **Canadian Freight Policy**.

# BATHWARE ORDER CHANGE AND CANCELLATION POLICY

## Policy Summary

Changes and cancellations are allowable within the first 24 hours after Mansfield receives the purchase order. After 24 hours, production of the order is well underway and changes are no longer possible.

Cancellations are permissible after 24 hours on standard color bathware. However due to the loss of time and material there will be a cancellation fee.

After 24 hours, orders for premium colors cannot be cancelled.

Vacuum Formed	20%	10%
Fiber Reinforced Polymer Applied	40%	20%
Trimmed and Drilled	70%	30%
Note: Pro-Fit® bathware products are excluded from this policy.		



**Mansfield Plumbing Products, LLC**

[www.mansfieldplumbing.com](http://www.mansfieldplumbing.com)

1-877-850-3060 | [custsrvs@mansfieldplumbing.com](mailto:custsrvs@mansfieldplumbing.com)

Distributed February 2020