

BATHROOM COLLECTIONS

Consistent Availability on Quality Products at Affordable Prices

LIST PRICE BOOK

Residential & Commercial
Product Lines



LIST PRICE BOOK TABLE OF CONTENTS

PRODUCT QUICK REFERENCEi

AFFORDABLE STYLE DESIGNER SUITES

Brentwood.....	2
Waverly.....	6
Barrett.....	10
Enso.....	14

SANITARYWARE

TOILETS

Featured.....	19
Premium.....	23
Performance.....	27
Economical.....	35
Complete Toilet Kits.....	40
References.....	41

LAVATORIES

Featured.....	45
Above Counter Vessels.....	50
Drop-In.....	52
Pedestal.....	57
Undercounter.....	61

COMMERCIAL

Flushometer Toilets.....	64
Elementary Toilet.....	68
Urinals.....	69
Wall-Mount Lavatories.....	71

PARTS & ACCESSORIES

Cross Reference Chart.....	76
Toilet Seats.....	78
Tank Lids.....	79
Trip Levers.....	81
Tank Trim.....	87
Hardware.....	91
Miscellaneous Packaged Service Kits.....	94

BATHWARE

WHITLEY™ FREESTANDING COLLECTION

.....	98
-------	----

SWIRL-WAY® LUXURY SERIES.....

References.....	111
-----------------	-----

PRO-FIT® BUILDER SERIES.....

References.....	153
-----------------	-----

PRO-SPEC BUILDER SERIES.....

WALK-IN BATHS.....

PARTS & ACCESSORIES

Swirl-Way® Luxury Series.....	184
Pro-Fit® Builder Series.....	186
Restore™ ACR Walk-In.....	188

GENERAL INFORMATION

Discontinued Products.....	190
Glossary.....	194
Terms & Conditions.....	196
Warranty Information.....	197
Freight Policy.....	200
Order Change & Cancellation Policy.....	200
Product Index.....	201
Discontinued Index.....	212
Color Charts.....	Inside Back Cover

Product information, prices and color/option availability are subject to change. Mansfield Plumbing Products, LLC reserves the right to make changes and/or corrections as necessary to this List Price Book and on mansfieldplumbing.com at any time.





AFFORDABLE STYLE


DESIGNER SUITES

AFFORDABLE STYLE
— TOILETS —



BRENTWOOD[®] SUITE

ELEGANT & TRADITIONAL



AFFORDABLE STYLE
- TOILETS -

Brentwood's traditional design features an elongated, SmartHeight™ toilet with a concealed trapway for a more aesthetic look that is easy to clean and appeals to the largest percentage of the market. The suite includes a tub line with five size options and your choice of bathtub, air massage, MicroDerm™, whirlpool or combination hydrotherapy systems. Either the drop-in or undercounter lavatory will complete your desire for an elegant bathroom suite.

TOILETS

- Toilet combination
- 1.6 gpf / 6.0 lpf and 1.28 gpf / 4.8 lpf low water consumption
- Concealed trapway for easier cleaning
- MagnaFlush™ high performance flushing technology with 3" flush valve
- Pilot operated anti-siphon fill valve
- Decorative metal trip lever, chrome
- Fully glazed trapway
- 12" rough-in
- 800 g MaP
- Coordinating lavatories and bathtubs available
- Complies with ADA requirements for accessibility



BRENTWOOD
4148-3147
1.6 ELONGATED ADA



BRENTWOOD® TOILET						
Model #	Product Description	List Price		Approx. Ship Weight (lbs.)	Pallet Qty	Package Dimensions (H x W x D)
		Standard	Premium			
Tank						
3147	1.6 Tank and Lid	\$ 172.87	\$ 216.85	43	30	19-3/8" x 9-3/4" x 16-3/4"
3148	1.28 Tank and Lid	\$ 172.87	\$ 216.85	43	30	19-3/8" x 9-3/4" x 16-3/4"
12" Rough-In						
4148-3147	Brentwood® 1.6 Elongated SMHT Combo* ADA	\$ 467.00	\$ 585.85	109	-	-
4148-3148	Brentwood® 1.28 Elongated SMHT Combo* ADA	\$ 467.00	\$ 585.85	109	-	-
4148	Elongated SmartHeight™ Bowl	\$294.13	\$369.00	66	12	21" x 15-3/4" x 17-1/2"
Standard Colors: White Premium Colors: Biscuit						

PARTS & ACCESSORIES				
Model #	Product Description	List Price		Page #
		Standard	Premium	
76	CH - Trip Lever, Chrome	\$ 33.24	-	85
	SN - Trip Lever, Satin Nickel	\$ 57.83	-	
	SB - Trip Lever, Sicilian Bronze	\$ 57.83	-	
206-1112	3" Flapper Flush Valve	\$ 13.88	-	88
630-0207	Replacement Flapper Kit	\$ 9.56	-	94
2206	Pilot Operated Fill Valve	\$ 18.83	-	90
3147-LID	Tank Lid	\$ 77.20	\$ 88.54	79
BC	Plastic Bolt Caps (set of two)	\$ 1.24	\$ 1.24	91

*Less supply

LAVATORIES

Brentwood® Drop-In

- 22-7/16" x 18-15/16" drop-in lavatory
- Basin: 18-11/16" x 12-7/16"
- Rectangular style
- Concealed front overflow
- Complies with ADA requirements for accessibility
- Available in single hole, 4" and 8" faucet centers
- Coordinating toilets and bathtubs available



BRENTWOOD®
254-4
DROP-IN, 4" FAUCET CENTER



BRENTWOOD®
254-1
DROP-IN, SINGLE HOLE



BRENTWOOD®
254-8
DROP-IN, 8" FAUCET CENTER



BRENTWOOD® DROP-IN LAVATORY

Model #	Product Description	List Price		Approx. Ship Weight (lbs.)	Pallet Qty	Package Dimensions (H x W x D)
		Standard	Premium			
254-1	Drop-In Lavatory, Single Hole ADA	\$ 187.53	\$ 236.00	30	20	23-1/4" x 20" x 7"
254-4	Drop-In Lavatory, 4" Faucet Center ADA	\$ 187.53	\$ 236.00	30	20	23-1/4" x 20" x 7"
254-8	Drop-In Lavatory, 8" Faucet Center ADA	\$ 187.53	\$ 236.00	30	20	23-1/4" x 20" x 7"

Standard Colors: White Premium Colors: Biscuit

Brentwood® Undercounter

- 20-5/16" x 14-3/16" undercounter lavatory
- Basin: 18-15/16" x 13"
- Rectangular style
- Concealed front overflow
- Mounting clips included
- Complies with ADA requirements for accessibility
- Coordinating toilets and bathtubs available



BRENTWOOD®
234
UNDERCOUNTER



BRENTWOOD® UNDERCOUNTER LAVATORY

Model #	Product Description	List Price		Approx. Ship Weight (lbs.)	Pallet Qty	Package Dimensions (H x W x D)
		Standard	Premium			
234	Undercounter Lavatory	\$ 154.25	\$ 197.92	20	30	21-5/8" x 16-1/4" x 7-1/2"

Standard Colors: White Premium Colors: Biscuit

PARTS & ACCESSORIES

Model #	Product Description	List Price
		Standard
CLIPS	Mounting Clips (Set of 4)	\$ 18.14

BATHTUBS

Brentwood®



- Installation: Drop-In, Alcove or Undermount
- Clean, geometric lines
- High gloss, easy-to-clean acrylic with fiberglass reinforcement
- Hydro-V back jet system with back and body jets
- All jets are directionally and flow adjustable
- Includes one pillow
- Rectangular model with end drain
- Pre-leveled legs for easy installation
- Integrated dual armrests for bather's comfort
- Two decorative handles
- Coordinating toilets and lavatories available



BRENTWOOD® 4272
5575
SWIRL-WAY® BATHTUB



BRENTWOOD® SWIRL-WAY BATHTUBS

Model #	Product Description	Water Capacity (gals.)		Dimensions	Approx. Ship Weight (lbs.)	Package Dimensions (H x W x D)	List Price	Page #
		Min	Max				Standard	
5567	Brentwood® 3260 Swirl-Way® Bathtub	40	52	60" x 32" x 20-3/4"	110	65-1/2" x 37-1/2" x 23-1/2"	\$ 1,394.00	124
5569	Brentwood® 3660 Swirl-Way® Bathtub	56	66	60" x 36" x 22-1/2"	150	65-1/2" x 38-1/2" x 24"	\$ 1,433.00	125
5573	Brentwood® 3666 Swirl-Way® Bathtub	60	75	66" x 36" x 22-1/2"	155	71-1/2" x 38-1/2" x 24"	\$ 1,464.00	126
5574	Brentwood® 3672 Swirl-Way® Bathtub	65	80	72" x 36" x 22-1/2"	160	77-1/2" x 38-1/2" x 24"	\$ 1,493.00	127
5575	Brentwood® 4272 Swirl-Way® Bathtub	88	99	72" x 42" x 22-1/2"	165	77-1/2" x 44" x 24"	\$ 1,601.00	128

BRENTWOOD® SWIRL-WAY HYDROTHERAPY SYSTEMS

Model #	Product Description	Water Capacity (gals.)		Dimensions	Approx. Ship Weight (lbs.)	Package Dimensions (H x W x D)	List Price	Page #
		Min	Max				Standard	
50675	Brentwood® 3260 Swirl-Way® Whirlpool Essentials	40	52	60" x 32" x 20-3/4"	130	65-1/2" x 37-1/2" x 23-1/2"	Add \$ 1,421.00	124
506751	Brentwood® 3260 Swirl-Way® Whirlpool Comfort						Add \$ 3,126.00	
5367	Brentwood® 3260 Swirl-Way® Air Massage						Add \$ 1,644.00	
5267	Brentwood® 3260 Swirl-Way® MicroDerm™						Add \$ 1,837.00	
50695	Brentwood® 3660 Swirl-Way® Whirlpool Essentials	56	66	60" x 36" x 22-1/2"	160	65-1/2" x 38-1/2" x 24"	Add \$ 1,421.00	125
506951	Brentwood® 3660 Swirl-Way® Whirlpool Comfort						Add \$ 3,126.00	
5369	Brentwood® 3660 Swirl-Way® Air Massage						Add \$ 1,644.00	
5269	Brentwood® 3660 Swirl-Way® MicroDerm™						Add \$ 1,837.00	
5469	Brentwood® 3660 Swirl-Way® Combination Whirlpool and Air Massage						Add \$ 3,705.00	
50735	Brentwood® 3666 Swirl-Way® Whirlpool Essentials	60	75	66" x 36" x 22-1/2"	165	71-1/2" x 38-1/2" x 24"	Add \$ 1,421.00	126
5073551	Brentwood® 3666 Swirl-Way® Whirlpool Comfort						Add \$ 3,126.00	
5373	Brentwood® 3666 Swirl-Way® Air Massage						Add \$ 1,644.00	
5273	Brentwood® 3666 Swirl-Way® MicroDerm™						Add \$ 1,837.00	
5473	Brentwood® 3666 Swirl-Way® Combination Whirlpool and Air Massage						Add \$ 3,705.00	
50745	Brentwood® 3672 Swirl-Way® Whirlpool Essentials	65	80	72" x 36" x 22-1/2"	170	77-1/2" x 38-1/2" x 24"	Add \$ 1,421.00	127
5074551	Brentwood® 3672 Swirl-Way® Whirlpool Comfort						Add \$ 3,126.00	
5374	Brentwood® 3672 Swirl-Way® Air Massage						Add \$ 1,644.00	
5274	Brentwood® 3672 Swirl-Way® MicroDerm™						Add \$ 1,837.00	
5474	Brentwood® 3672 Swirl-Way® Combination Whirlpool and Air Massage						Add \$ 3,705.00	
50755	Brentwood® 4272 Swirl-Way® Whirlpool Essentials	88	99	72" x 42" x 22-1/2"	175	77-1/2" x 44" x 24"	Add \$ 1,421.00	128
507551	Brentwood® 4272 Swirl-Way® Whirlpool Comfort						Add \$ 3,126.00	
5375	Brentwood® 4272 Swirl-Way® Air Massage						Add \$ 1,644.00	
5275	Brentwood® 4272 Swirl-Way® MicroDerm™						Add \$ 1,837.00	
5475	Brentwood® 4272 Swirl-Way® Combination Whirlpool and Air Massage						Add \$ 3,705.00	

Standard Colors: White • Biscuit • Bone Premium Colors: Black • British Khaki • Ice Gray


See individual product pages for complete listing, including additional options and accessories.

AFFORDABLE STYLE
— TOILETS —



WAVERLY™ SUITE

RICH & CHARMING



AFFORDABLE STYLE
- TOILETS -

Clean and crisp, yet warm rich lines characterize this traditional English-inspired design. The round, soft curves present in all elements of the Waverly™ suite create a soft environment that invites relaxation. The suite includes a whirlpool hydrotherapy bathtub, the option of a pedestal or drop-in lavatory and a matching elongated, SmartHeight™ HET toilet.

TOILETS

- Toilet combination
- 1.28 gpf / 4.8 lpf low water consumption
- Uses 20% less water than conventional toilets
- MagnaFlush™ high performance flushing technology with 3" flush valve
- Pilot operated anti-siphon fill valve
- Chrome trip lever with ceramic insert
- Fully glazed trapway
- 12" rough-in
- 800 g MaP
- Coordinating lavatories and bathtubs available
- Complies with ADA requirements for accessibility



WAVERLY™
4197-3195
1.28 ELONGATED ADA



WAVERLY™ TOILET					
Model #	Product Description	List Price	Approx. Ship Weight (lbs.)	Pallet Qty	Package Dimensions (H x W x D)
		Standard			
Tank					
3195	1.28 Tank and Lid	\$ 130.62	31	30	17-1/4" x 11" x 15"
12" Rough-In					
4197-3195	Waverly™ 1.28 Elongated SMHT Combo* ADA	\$ 327.26	82	-	-
4197	Elongated SmartHeight™ Bowl	\$ 196.64	51	18	27-1/2" x 16" x 17-1/2"
Standard Colors: White					

Less supply

PARTS & ACCESSORIES			
Model #	Product Description	List Price	Page #
		Standard	
72	Trip Lever, Chrome (with White)	\$ 33.22	85
206-1112	3" Flapper Flush Valve	\$ 13.88	88
630-0207	Replacement Flapper Kit	\$ 9.56	94
2206	Pilot Operated Fill Valve	\$ 18.83	90
195-LID	Tank Lid	\$ 75.75	80
BC	Plastic Bolt Caps (set of two)	\$ 1.24	91

LAVATORIES

Waverly™ Drop-In

- 21" x 17" drop-in lavatory
- Basin: 15-3/4" x 11-1/8"
- Oval style
- Concealed front overflow
- Complies with ADA requirements for accessibility
- Available in 4" faucet center
- Coordinating toilets and bathtubs available



WAVERLY™
257-4
DROP-IN, 4" FAUCET CENTER



WAVERLY™ DROP-IN LAVATORY

Model #	Product Description		List Price	Approx. Ship Weight (lbs.)	Pallet Qty	Package Dimensions (H x W x D)
			Standard			
257-4	Drop-In Lavatory, 4" Faucet Center	ADA	\$ 137.52	24	30	21-1/2" x 17-5/8" x 8-1/2"

Standard Colors: White

Waverly™ Pedestal

- 24-1/2" x 18-3/4" pedestal lavatory with hanger, 34-1/2" luxury height
- Basin: 19" x 12-5/8"
- 34-1/2" luxury height for added comfort
- Oval style
- Concealed front overflow
- Available in 4" and 8" faucet centers
- Coordinating toilets and bathtubs available



WAVERLY™
340
COMBINATION
LAVATORY AND PEDESTAL



WAVERLY™ PEDESTAL LAVATORY

Model #	Product Description		List Price	Approx. Ship Weight (lbs.)	Pallet Qty	Package Dimensions (H x W x D)
			Standard			
Pedestal						
339	Pedestal		\$ 87.62	26	24	28" x 11" x 10-1/2"
Lavatory Basin						
338-4	Lavatory Basin, 4" Faucet Center		\$ 144.18	35	18	24-1/2" x 9-3/4" x 19"
338-8	Lavatory Basin, 8" Faucet Center		\$ 144.18	35	18	24-1/2" x 9-3/4" x 19"
Combination						
340	Waverly™ Combination Lavatory and Pedestal		\$ 231.80	61	-	-

Standard Colors: White

BATHTUBS

Waverly™



- Installation: Drop-In
- Simple style, clean lines
- Includes two pillows
- Oval model with center drain
- Pre-leveled legs for easy installation
- Integrated dual armrests for bather's comfort
- Coordinating toilets and lavatories available



AFFORDABLE STYLE
— BATHWARE —

WAVERLY™
5017
SWIRL-WAY® WHIRLPOOL



WAVERLY™ SWIRL-WAY HYDROTHERAPY SYSTEMS

Model #	Product Description	Water Capacity (gals.)		Dimensions	Approx. Ship Weight (lbs.)	Package Dimensions (H x W x D)	List Price		Page #
		Min	Max				Standard		
50175	Waverly™ Swirl-Way® Whirlpool Essentials	50	75	60" x 32" x 20-3/4"	130	65-1/2" x 37-1/2" x 23-1/2"	Standard		150
501751	Waverly™ Swirl-Way® Whirlpool Comfort						\$ 4,827.00		

Standard Colors: White • Biscuit • Bone Premium Colors: Black • British Khaki • Ice Gray

See individual product pages for complete listing, including additional options and accessories.

AFFORDABLE STYLE
— TOILETS —



BARRETT™ SUITE

WARM & INVITING



AFFORDABLE STYLE
- TOILETS -

With an inviting and warm look, the Barrett™ suite is a classic style choice filled with architectural details. It's not surprising that this line is one of the more universally appealing suites. When selecting your tub, choose from five size options and five hydrotherapy systems. The pedestal and drop-in lavatories match completely with the concealed trapway elongated, SmartHeight™ toilet, making it easier to suit your needs and create your perfect bathroom suite.

TOILETS

- Toilet combination
- 1.6 gpf / 6.0 lpf and 1.28 gpf / 4.8 lpf low water consumption
- Concealed trapway for easier cleaning
- MagnaFlush™ high performance flushing technology with 3" flush valve
- Pilot operated anti-siphon fill valve
- Decorative side-mount metal trip lever, chrome
- Fully glazed trapway
- 12" rough-in
- 800 g MaP
- Coordinating lavatories and bathtubs available
- Complies with ADA requirements for accessibility



BARRETT™
4115-3106
1.28 ELONGATED ADA



BARRETT™ TOILET						
Model #	Product Description	List Price		Approx. Ship Weight (lbs.)	Pallet Qty	Package Dimensions (H x W x D)
		Standard	Premium			
Tank						
106	1.6 Tank and Lid	\$ 170.42	\$ 213.05	42	30	19-1/2" x 11-1/4" x 12"
3106	1.28 Tank and Lid	\$ 170.42	\$ 213.05	42	30	19-1/2" x 11-1/4" x 12"
12" Rough-In						
4115-106	Barrett™ 1.6 Elongated SMHT Combo* ADA	\$ 457.65	\$ 571.06	106	-	-
4115-3106	Barrett™ 1.28 Elongated SMHT Combo* ADA	\$ 457.65	\$ 571.06	106	-	-
4115	Elongated SmartHeight™ Bowl	\$ 287.23	\$ 358.01	64	12	24-1/4" x 15-1/2" x 17-1/4"
Standard Colors: White Premium Colors: Biscuit						

*Less supply

PARTS & ACCESSORIES				
Model #	Product Description	List Price		Page #
		Standard	Premium	
69	CH - Trip Lever, Chrome	\$ 21.64	-	85
	SN - Trip Lever, Satin Nickel	\$ 46.27	-	
	SB - Trip Lever, Sicilian Bronze	\$ 46.27	-	
206-1112	3" Flapper Flush Valve	\$ 13.88	-	88
630-0207	Replacement Flapper Kit	\$ 9.56	-	94
2206	Pilot Operated Fill Valve	\$ 18.83	-	90
106-LID	Tank Lid	\$ 75.35	\$ 86.43	79
BC	Plastic Bolt Caps (set of two)	\$ 1.24	\$ 1.24	91

LAVATORIES

Barrett™ Drop-In

- 23-1/16" x 18-5/8" drop-in lavatory
- Basin: 16-1/4" x 10-1/2"
- Rectangular style
- Concealed front overflow
- Complies with ADA requirements for accessibility
- Available in single hole, 4" and 8" faucet centers
- Coordinating toilets and bathtubs available



BARRETT™
268-4
DROP-IN, 4" FAUCET CENTER



BARRETT™
268-1
DROP-IN, SINGLE HOLE



BARRETT™
268-8
DROP-IN, 8" FAUCET CENTER



BARRETT™ DROP-IN LAVATORY

Model #	Product Description	ADA	List Price		Approx. Ship Weight (lbs.)	Pallet Qty	Package Dimensions (H x W x D)
			Standard	Premium			
268-1	Drop-In Lavatory, Single Hole	ADA	\$ 179.39	\$ 223.17	29	20	23-1/2" x 19" x 9"
268-4	Drop-In Lavatory, 4" Faucet Center	ADA	\$ 179.39	\$ 223.17	29	20	23-1/2" x 19" x 9"
268-8	Drop-In Lavatory, 8" Faucet Center	ADA	\$ 179.39	\$ 223.17	29	20	23-1/2" x 19" x 9"

Standard Colors: White Premium Colors: Biscuit

Barrett™ Pedestal

- 24-3/8" x 19-1/8" pedestal lavatory with hanger
- Basin: 17-5/16" x 11-1/4"
- 34" luxury height for added comfort
- Integrated rear overflow
- Available in single hole, 4" and 8" faucet centers
- Coordinating toilets and bathtubs available



BARRETT™
330
COMBINATION
LAVATORY AND PEDESTAL



BARRETT™ PEDESTAL LAVATORY

Model #	Product Description	ADA	List Price		Approx. Ship Weight (lbs.)	Pallet Qty	Package Dimensions (H x W x D)
			Standard	Premium			
Pedestal							
329	Pedestal		\$ 142.09	\$ 175.06	35	18	28-1/2" x 11-1/4" x 9-1/2"
Lavatory Basin							
328-1	Lavatory Basin, Single Hole		\$ 186.49	\$ 229.77	40	18	24-3/4" x 9-1/4" x 19-1/4"
328-4	Lavatory Basin, 4" Faucet Center		\$ 186.49	\$ 229.77	40	18	24-3/4" x 9-1/4" x 19-1/4"
328-8	Lavatory Basin, 8" Faucet Center		\$ 186.49	\$ 229.77	40	18	24-3/4" x 9-1/4" x 19-1/4"
Combination							
330	Barrett™ Combination Lavatory and Pedestal		\$ 328.58	\$ 404.83	75	-	-

Standard Colors: White Premium Colors: Biscuit

BATHTUBS

Barrett™



- Installation: Drop-In, Alcove or Undermount
- Clean, geometric lines
- High gloss, easy-to-clean acrylic with fiberglass reinforcement
- Hydro-V back jet system with back and body jets
- All jets are directionally and flow adjustable
- Includes two pillows
- Rectangular model with center drain
- Pre-leveled for easy installation
- Integrated dual armrests for bather's comfort
- Dual back jets
- Coordinating toilet and lavatories available



BARRETT™ 4272
5518
SWIRL-WAY™ BATHTUB



BARRETT™ SWIRL-WAY BATHTUBS

Model #	Product Description	Water Capacity (gals.)		Dimensions	Approx. Ship Weight (lbs.)	Package Dimensions (H x W x D)	List Price	Page #
		Min	Max				Standard	
5524	Barrett™ Alcove Swirl-Way® Bathtub	27	57	60" x 32" x 21-1/2"	125	66" x 38" x 27"	\$ 1,464.00	120
5508	Barrett™ 3666 Swirl-Way® Bathtub	60	70	66" x 36" x 24"	145	71-1/2" x 41-1/4" x 26"	\$ 1,464.00	116
5510	Barrett™ 3672 Swirl-Way® Bathtub	65	80	72" x 36" x 24"	150	77-1/2" x 41-1/4" x 26"	\$ 1,493.00	117
5522	Barrett™ 4266 Swirl-Way® Bathtub	65	80	66" x 42" x 24"	145	71-1/2" x 47-1/4" x 26"	\$ 1,522.00	118
5518	Barrett™ 4272 Swirl-Way® Bathtub	80	95	72" x 42" x 24"	160	73-1/2" x 47-1/2" x 30"	\$ 1,601.00	119

BARRETT™ SWIRL-WAY HYDROTHERAPY SYSTEMS

Model #	Product Description	Water Capacity (gals.)		Dimensions	Approx. Ship Weight (lbs.)	Package Dimensions (H x W x D)	List Price	Page #
		Min	Max				Standard	
50245	Barrett™ Alcove Swirl-Way® Whirlpool Essentials	27	57	60" x 32" x 21-1/2"	160	66" x 38" x 27"	Add \$ 1,421.00	120
502451	Barrett™ Alcove Swirl-Way® Whirlpool Comfort				175		Add \$ 3,126.00	
5324	Barrett™ Alcove Swirl-Way® Air Massage				Add \$ 1,644.00			
50085	Barrett™ 3666 Swirl-Way® Whirlpool Essentials	60	70	66" x 36" x 24"	170	71-1/2" x 41-1/4" x 26"	Add \$ 1,421.00	116
500851	Barrett™ 3666 Swirl-Way® Whirlpool Comfort						Add \$ 3,126.00	
5308	Barrett™ 3666 Swirl-Way® Air Massage						Add \$ 1,644.00	
5208	Barrett™ 3666 Swirl-Way® MicroDerm™						Add \$ 1,837.00	
5408	Barrett™ 3666 Swirl-Way® Combination Whirlpool and Air Massage						Add \$ 3,705.00	
50105	Barrett™ 3672 Swirl-Way® Whirlpool Essentials						Add \$ 1,421.00	
501051	Barrett™ 3672 Swirl-Way® Whirlpool Comfort	Add \$ 3,126.00	117					
5310	Barrett™ 3672 Swirl-Way® Air Massage	Add \$ 1,644.00						
5210	Barrett™ 3672 Swirl-Way® MicroDerm™	Add \$ 1,837.00						
5410	Barrett™ 3672 Swirl-Way® Combination Whirlpool and Air Massage	Add \$ 3,705.00	118					
50225	Barrett™ 4266 Swirl-Way® Whirlpool Essentials	Add \$ 1,421.00						
502251	Barrett™ 4266 Swirl-Way® Whirlpool Comfort	Add \$ 3,126.00						
5322	Barrett™ 4266 Swirl-Way® Air Massage	Add \$ 1,644.00						
5222	Barrett™ 4266 Swirl-Way® MicroDerm™	Add \$ 1,837.00	119					
5422	Barrett™ 4266 Swirl-Way® Combination Whirlpool and Air Massage	Add \$ 3,705.00						
50185	Barrett™ 4272 Swirl-Way® Whirlpool Essentials	Add \$ 1,421.00						
501851	Barrett™ 4272 Swirl-Way® Whirlpool Comfort	Add \$ 3,126.00						
5318	Barrett™ 4272 Swirl-Way® Air Massage	Add \$ 1,644.00	119					
5218	Barrett™ 4272 Swirl-Way® MicroDerm™	Add \$ 1,837.00						
5418	Barrett™ 4272 Swirl-Way® Combination Whirlpool and Air Massage	Add \$ 3,705.00						

Standard Colors: White • Biscuit • Bone Premium Colors: Black • British Khaki • Ice Gray

See individual product pages for complete listing, including additional options and accessories.

AFFORDABLE STYLE
— TOILETS —



ENSO[®] SUITE

MODERN & HARMONIOUS



AFFORDABLE STYLE
- TOILETS -

The Enso® suite is part of the stylish, yet attainable Mansfield® collection. The elongated, SmartHeight™ toilet features a concealed trapway that enables its zen-like features to flow. Its smooth, sleek lines give it the modern look that so many consumers are looking for today. To complete your own suite choose from two tub sizes and three hydrotherapy systems (bathtub, whirlpool or air massage) that fit your lifestyle. Then decide between the drop-in, above counter vessel or pedestal lavatory.

TOILETS

- Toilet combination
- Dual 1.6 gpf / 6.0 lpf and 1.1 gpf / 4.0 lpf high efficiency water consumption
- Concealed trapway for easier cleaning
- Dual flush high efficiency 3" flush valve saves up to 30% water
- Pilot operated anti-siphon fill valve
- Metal push button actuator, chrome
- Slow close toilet seat included
- Fully glazed trapway
- 12" rough-in
- 800 g MaP
- Coordinating lavatories and bathtubs available



ENSO®
177-178
DUAL FLUSH
ELONGATED SMARTHEIGHT™



ENSO® TOILET

Model #	Product Description	List Price	Approx. Ship Weight (lbs.)	Pallet Qty	Package Dimensions (H x W x D)
		Standard			
Tank					
178	1.1/1.6 Dual Flush Tank and Lid	\$ 179.09	36	30	18" x 9-1/2" x 17-1/2"
12" Rough-In					
177-178	Enso® Dual Flush Elongated SMHT Combo*	\$ 496.16	134	-	-
177	Elongated SmartHeight™ Bowl	\$ 317.07	98	8	28-1/4" x 17-1/2" x 17-1/2"

Standard Colors: White

*Less supply

PARTS & ACCESSORIES

Model #	Product Description	List Price	Page #
		Standard	
78	CH - Trip Lever, Chrome	\$ 36.30	85
	SN - Trip Lever, Satin Nickel	\$ 60.99	
90	Fill Valve	\$ 18.85	87
208E	Dual Flush Tower	\$ 21.48	88
123-8577	Anchor Floor Kit	\$ 7.39	91
178-LID	Tank Lid	\$ 73.05	79
SB1500	Slow Close Seat	\$ 121.11	78

LAVATORIES

Enso® Drop-In

- 19" x 15" drop-in lavatory
- Basin: 16" x 12"
- Oval style
- Splash-free bowl
- Coordinating toilets and bathtubs available



ENSO®
242
DROP-IN

AFFORDABLE STYLE
— LAVATORIES —

ENSO® DROP-IN LAVATORY

Model #	Product Description	List Price	Approx. Ship Weight (lbs.)	Pallet Qty	Package Dimensions (H x W x D)
		Standard			
242	Drop-In Lavatory	\$ 157.28	16	28	19" x 6-1/2" x 15"

Standard Colors: White

Enso® Pedestal & Vessel

- 21-1/2" x 19-1/2" pedestal lavatory / above-counter vessel
- Basin: 18" x 12"
- 34-1/4" luxury height for added comfort
- Integrated rear overflow with chrome-finished overflow cover
- Available in single faucet center
- Spacious, splash-free bowl
- Can be installed with as pedestal or on a solid surface for a vessel look
- Coordinating toilets and bathtubs available



ENSO®
310
COMBINATION
LAVATORY AND PEDESTAL



ENSO®
311
VESSEL



NO-OVERFLOW

ENSO® ABOVE COUNTER VESSEL/PEDESTAL LAVATORY

Model #	Product Description	List Price	Approx. Ship Weight (lbs.)	Pallet Qty	Package Dimensions (H x W x D)
		Standard			
Pedestal					
312	Pedestal	\$ 139.66	29	12	28-1/2" x 15" x 11"
Above Counter Vessel / Lavatory Basin					
311	Lavatory Basin, Single Hole	\$ 199.51	35	20	21-1/4" x 7-1/2" x 19-1/2"
Combination					
310	Enso® Combination Lavatory and Pedestal	\$ 339.17	64	-	-

Standard Colors: White

BATHTUBS

Enso®



- Installation: Drop-In or Undermount
- Clean, organic lines
- High gloss, easy-to-clean acrylic with fiberglass reinforcement
- Hydro-V back jet system with back and body jets
- All jets are directionally and flow adjustable
- Includes two pillows
- Oval model with center drain
- Pre-leveled legs for easy installation
- Dual back jets
- Coordinating toilet and lavatories available



ENSO® 4272
5595
SWIRL-WAY® BATHTUB



AFFORDABLE STYLE
- BATHWARE -

ENSO® SWIRL-WAY BATHTUBS

Model #	Product Description	Water Capacity (gals.)		Dimensions	Approx. Ship Weight (lbs.)	Package Dimensions (H x W x D)	List Price	Page #
		Min	Max				Standard	
5594	Enso® 4266 Swirl-Way® Bathtub	37	57	66" x 42" x 22-1/4"	150	71-1/2" x 47-1/4" x 24"	\$ 1,522.00	136
5595	Enso® 4272 Swirl-Way® Bathtub	40	62	72" x 42" x 22-1/4"	140	77-1/2" x 47-1/4" x 24"	\$ 1,580.00	137

ENSO® SWIRL-WAY HYDROTHERAPY SYSTEMS

Model #	Product Description	Water Capacity (gals.)		Dimensions	Approx. Ship Weight (lbs.)	Package Dimensions (H x W x D)	List Price	Page #
		Min	Max				Standard	
50945	Enso® 4266 Swirl-Way® Whirlpool Essentials	37	57	66" x 42" x 22-1/4"	175	71-1/2" x 47-1/4" x 24"	Add \$ 1,421.00	136
509451	Enso® 4266 Swirl-Way® Whirlpool Comfort						Add \$ 3,126.00	
5394	Enso® 4266 Swirl-Way® Air Massage						Add \$ 1,644.00	
50955	Enso® 4272 Swirl-Way® Whirlpool Essentials	40	62	72" x 42" x 22-1/4"	180	77-1/2" x 47-1/4" x 24"	Add \$ 1,421.00	137
509551	Enso® 4272 Swirl-Way® Whirlpool Comfort						Add \$ 3,126.00	
5395	Enso® 4272 Swirl-Way® Air Massage						Add \$ 1,644.00	

Standard Colors: White • Biscuit • Bone **Premium Colors:** Black • British Khaki • Ice Gray

See individual product pages for complete listing, including additional options and accessories.



SANITARYWARE

FEATURED TOILETS

Vanquish®

REVOLUTIONARY SIDE-MOUNT SEAT MAKES CLEANING EASY



Vanquish® from Mansfield® makes the terrible task of keeping the toilet clean easier than ever for busy families. With revolutionary side-mount seat hinges, an ultra-smooth PuraClean® glazed surface and twice the rinsing power, cleaning the toilet is no longer the worst job in the house.

- Toilet combination
- 1.6 gpf / 6.0 lpf and 1.28 gpf / 4.8 lpf low water consumption
- Includes high-quality, durable patented slow close seat with side-mounted hinges — cycle tested for 10 years of trouble-free use
- Beautiful design with innovative, yet simple, technology
- MagnaFlush™ high performance flushing technology with 3" rigid flapper flush valve
- Fluidmaster® Pilot anti-siphon fill valve
- Decorative metal trip lever, chrome
- SmartFasten™ 2-bolt connection
- PuraClean® glaze
- Fully glazed trapway
- 12" rough-in
- 1000 g MaP
- Complies with ADA requirements for accessibility



VANQUISH®
4987-3987
1.6 ELONGATED ADA



Model #	Product Description	List Price	Approx. Ship Weight (lbs.)	Pallet Qty	Package Dimensions (H x W x D)
		Standard			
Tank					
3987	1.6 Tank and Lid	\$ 133.07	35	30	18-3/4" x 8" x 15-1/2"
2987	1.28 Tank and Lid	\$ 133.07	35	30	18-3/4" x 8" x 15-1/2"
12" Rough-In					
4987-3987	Vanquish® 1.6 Elongated SmartHeight™ Combo* ADA	\$ 443.56	98	-	-
4987-2987	Vanquish® 1.28 Elongated SmartHeight™ Combo* ADA	\$ 443.56	98	-	-
4987	Elongated SmartHeight™ Bowl	\$ 310.49	63	10	20" x 17" x 27-5/8"

Standard Colors: White

¹Less supply



As awarded by The Chicago Athenaeum: Museum of Architecture and Design.

PARTS & ACCESSORIES

Model #	Product Description	List Price	Page #
39	Trip Lever, Chrome	\$ 33.99	81
400A	Fluidmaster® Pilot Anti-Siphon Fill Valve	-	-
2206	Pilot Operated Fill Valve (equivalent replacement)	\$ 18.83	90
2987-1112	3" 1.28 Rigid Flapper Flush Valve	\$ 15.94	90
3987-1112	3" 1.6 Rigid Flapper Flush Valve	\$ 15.94	90
630-0030	Replacement Flush Valve Seal	\$ 3.27	95
3987-LID	Tank Lid	\$ 85.49	80
SB4000	Patented slow close seat with side-mounted hinges	\$ 128.75	78
BC	Plastic Bolt Caps (set of two)	\$ 1.24	91



We pledge to hold replacement toilet seats in stock for 10 years after the last date this model is manufactured.

NEW Summit® Pro

DESIGNED WITH THE SERVICE PLUMBER IN MIND



Plumbing professionals have a reputation to maintain, and Mansfield® has long been a preferred brand of tradesmen everywhere for its performance and reliability. Mansfield continues that tradition with the launch of Summit® Pro, an extension of the well-known Summit line with a unique tank exclusively available through our wholesale partners.

- Toilet combination
- 1.6 gpf / 6.0 lpf and 1.28 gpf / 4.8 lpf low water consumption
- Exclusively available through Mansfield's wholesale partners
- Clean, sleek style with faceted tank lines
- MagnaFlush™ high performance flushing technology with 3" rigid flapper flush valve
- Fluidmaster® pilot anti-siphon fill valve
- Durable color match metal trip lever
- SmartFasten™ 3-bolt connection
- PuraClean® glaze
- Fully glazed trapway
- 10" & 12" rough-in
- 1000 g MaP
- Complies with ADA requirements for accessibility (models noted below)
- Toilet seat not included



SUMMIT PRO
384-376 ADA
1.6 ELONGATED



Model #	Product Description	List Price Standard	Approx. Ship Weight (lbs.)	Pallet Qty	Package Dimensions (H x W x D)
Tank					
376	1.6 Tank and Lid	\$ 92.55	36	36	17-1/4" x 8-1/2" x 19-3/4"
377	1.28 Tank and Lid	\$ 92.55	36	36	17-1/4" x 8-1/2" x 19-3/4"
12" Rough-In					
388-376	Summit® Pro 1.6 Round SmartHeight™ Combo* ADA	\$ 261.37	88	-	-
388-377	Summit® Pro 1.28 Round SmartHeight™ Combo* ADA	\$ 261.37	88	-	-
388	Round SmartHeight™ Bowl	\$ 168.82	52	18	26" x 15-1/2" x 17-5/8"
384-376	Summit® Pro 1.6 Elongated SmartHeight™ Combo* ADA	\$ 292.33	90	-	-
384-377	Summit® Pro 1.28 Elongated SmartHeight™ Combo* ADA	\$ 292.33	90	-	-
384	Elongated SmartHeight™ Bowl	\$ 199.78	54	18	27-1/2" x 15-3/8" x 17-1/4"
382-376	Summit® Pro 1.6 Elongated Combo*	\$ 240.55	86	-	-
382-377	Summit® Pro 1.28 Elongated Combo*	\$ 240.55	86	-	-
382	Elongated Bowl	\$ 148.00	50	18	27-1/2" x 15-3/8" x 15-1/2"
380-376	Summit® Pro 1.6 Round Combo*	\$ 204.74	85	-	-
380-377	Summit® Pro 1.28 Round Combo*	\$ 204.74	85	-	-
380	Round Bowl	\$ 112.19	49	18	25-5/8" x 15-3/8" x 15-1/2"
10" Rough-In					
385-376	Summit® Pro 1.6 Elongated SmartHeight™ Combo*	\$ 343.31	90	-	-
385-377	Summit® Pro 1.28 Elongated SmartHeight™ Combo*	\$ 343.31	90	-	-
385	Elongated SmartHeight™ Bowl	\$ 250.76	54	18	28" x 15-3/4" x 17-1/4"

Standard Colors: White

*Less supply

TANK OPTIONS

Model #	Product Description	List Price Standard
376RH	Variation of 376, with Right-Hand trip lever	\$ 99.71
377RH	Variation of 377, with Right-Hand trip lever	\$ 99.71

PARTS & ACCESSORIES

Model #	Product Description	List Price	Page #
59	Trip Lever, White	\$ 30.92	84
	Trip Lever, Chrome	\$ 33.24	
	Trip Lever, Right-Hand, White	\$ 30.92	
59RH	Trip Lever, Right-Hand, Chrome	\$ 33.24	
2036-1212	1.28 Rigid Flapper Flush Valve	\$ 15.94	90
2037-1212	1.6 Rigid Flapper Flush Valve	\$ 15.94	90
630-0030	Replacement Flush Valve Seal	\$ 3.27	95
400A	Fluidmaster® Pilot Anti-Siphon Fill Valve	-	-
2206	Pilot Operated Fill Valve (equivalent replacement)	\$ 18.83	90
386-LID	Tank Lid	\$ 84.92	80
BC	Plastic Bolt Caps (set of two)	\$ 1.24	91

TOILETS
- FEATURED -



SANITARYWARE

PREMIUM TOILETS

Denali®

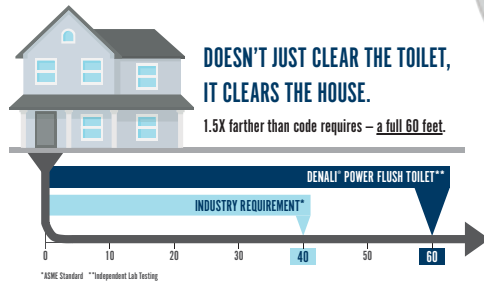
MAX POWER, MAX CONFIDENCE



Designed for power, Denali® was engineered to surpass standards in flush performance and drain line carry. Denali utilizes a dual side jet flushing system to deliver Mansfield's most powerful flush in both volume and velocity. With modern lines and delicate curves, you don't have to compromise between performance and style — have it all.

TOILETS
— PREMIUM —

- Toilet combination
- 1.6 gpf / 6.0 lpf and 1.28 gpf / 4.8 lpf low water consumption
- Modern and stylish design
- Mansfield's most powerful flush — 1200 grams in independent testing (1.6 gpf only)
- MagnaFlush™ high performance flushing technology with 3" flush valve
- Pilot anti-siphon fill valve
- Decorative metal trip lever, chrome
- SmartFasten™ 2-bolt connection
- PuraClean® glaze
- Fully glazed trapway
- 12" rough-in
- 1000 g MaP
- Complies with ADA requirements for accessibility
- Toilet seat not included



DENALI®
4977-3916
1.6 ELONGATED ADA



Model #	Product Description	List Price Standard	Approx. Ship Weight (lbs.)	Pallet Qty	Package Dimensions (H x W x D)
Tank					
3916	1.6 Tank and Lid	\$ 102.31	35	36	20-1/2" x 8-3/4" x 15"
2916	1.28 Tank and Lid	\$ 102.31	35	36	20-1/2" x 8-3/4" x 15"
12" Rough-In					
4977-3916	Denali® 1.6 Elongated SmartHeight™ Combo* ADA	\$ 344.07	88	-	-
4977-2916	Denali® 1.28 Elongated SmartHeight™ Combo* ADA	\$ 344.07	88	-	-
4977	Elongated SmartHeight™ Bowl	\$ 241.76	53	18	27" x 15-1/2" x 18-1/2"

Standard Colors: White
Less supply

PARTS & ACCESSORIES

Model #	Product Description	List Price	Page #
77	Trip Lever, Chrome	\$ 33.24	85
206-1112	3" Flapper Flush Valve	\$ 13.88	88
630-0207	Replacement Flapper Kit	\$ 9.56	94
2206	Pilot Operated Fill Valve	\$ 18.83	90
3916-LID	Tank Lid	\$ 86.19	79
BC	Plastic Bolt Caps (set of two)	\$ 1.24	91

Protector®



CONCEALED SECONDARY DRAIN ELIMINATES OVERFLOW WORRIES

With Protector®, the no-overflow toilet, you don't have to worry about the mess caused by a clogged toilet. In the event of a clog, Protector keeps dirty water in the toilet and off your floor by diverting the excess water directly into the drain line. And since the overflow system is concealed within the bowl, there are no unsightly and hard-to-clean overflow holes. Rest easy with Protector.

- Toilet combination
- 1.6 gpf / 6.0 lpf low water consumption
- No-overflow protection
- Attractive and versatile style
- MagnaFlush™ high performance flushing technology with 3" flapper flush valve
- Pilot anti-siphon fill valve
- Decorative metal trip lever, chrome
- SmartFasten™ 3-bolt connection
- PuraClean® glaze
- Fully glazed trapway
- 12" rough-in
- 800 g MaP
- Complies with ADA requirements for accessibility
- Toilet seat not included



PROTECTOR®
1384-1386
1.6 ELONGATED ADA



Model #	Product Description	List Price Standard	Approx. Ship Weight (lbs.)	Pallet Qty	Package Dimensions (H x W x D)
Tank					
1386	1.6 Tank and Lid	\$ 93.46	36	36	19-1/2" x 8-1/2" x 16"
12" Rough-In					
1384-1386	Protector® 1.6 Elongated SmartHeight™ Combo* ADA	\$ 316.47	91	-	-
1384	Elongated SmartHeight™ Bowl	\$ 223.01	55	18	28" x 15-1/2" x 17-1/2"

Standard Colors: White

*Less supply

TANK OPTIONS

Model #	Product Description	List Price Standard
1386RH	Variation of 1386, with Right-Hand trip lever	\$ 100.00

PARTS & ACCESSORIES

Model #	Product Description	List Price	Page #
57	Trip Lever, Chrome	\$ 33.24	84
57RH	Trip Lever, Chrome, Right-Hand	\$ 34.90	84
206-1212	Flapper Flush Valve, 3", Blue Rubber	\$ 14.40	88
2206	Pilot Operated Fill Valve	\$ 18.83	90
630-0207	Replacement Flapper Kit	\$ 9.56	94
386-LID	Tank Lid	\$ 84.92	80
BC	Plastic Bolt Caps (set of two)	\$ 1.24	91

TOILETS
— PREMIUM —

SANITARYWARE

PERFORMANCE TOILETS

Quantum®



COMMERCIAL-GRADE POWER FOR THE MOST DEMANDING USERS

Looking for a toilet you don't need to worry about? From the corner coffee shop to your bustling four-bedroom home, Quantum® pressure-assist toilets provide commercial-grade power for bathrooms with heavy traffic. The pressure-assist flushing system by Flushmate® uses compressed air to blast water through the bowl, delivering a quicker, more effective flush than conventional gravity toilets. Available in three water consumption options, Quantum offers the perfect balance of power and water conservation for any application.

TOILETS
— PERFORMANCE —

- Toilet combination
- 1.6 gpf / 6.0 lpf low water consumption
- High performance pressure-assist provides quicker, more effective bowl evacuation than conventional gravity flush toilets
- Flushmate™ high performance flushing technology
- Metal trip lever, chrome
- PuraClean® glaze
- Fully glazed trapway
- 10" & 12" rough-in
- Available as floor- and wall-mount
- Complies with ADA requirements for accessibility (models noted below)
- Toilet seat not included



QUANTUM®
148-123
1.6 ELONGATED ADA



Model #	Product Description	List Price		Approx. Ship Weight (lbs.)	Pallet Qty	Package Dimensions (H x W x D)
		Standard	Premium			
Tank						
123	1.6 Tank and Lid	\$ 320.24	\$ 352.34	46	30	20" x 10-1/4" x 17-5/8"
12" Rough-In						
148-123	Quantum® 1.6 Elongated SmartHeight™ Combo* ADA	\$ 534.77	\$ 655.38	100	-	-
148**	Elongated SmartHeight™ Bowl	\$ 214.53	\$ 303.04	54	18	28-5/8" x 15-7/8" x 17-5/8"
147-123	Quantum® 1.6 Elongated Combo*	\$ 458.79	\$ 573.50	97	-	-
147**	Elongated Bowl	\$ 138.55	\$ 221.16	51	18	29-1/4" x 15-3/4" x 15"
146-123	Quantum® 1.6 Round Combo*	\$ 454.16	\$ 548.84	93	-	-
146	Round Bowl	\$ 133.92	\$ 196.50	47	18	27-1/4" x 15-5/8" x 15-1/8"
10" Rough-In						
148-10-123	Quantum® 1.6 Elongated SmartHeight™ Combo* ADA	\$ 634.66	\$ 745.40	100	-	-
148-10	Elongated SmartHeight™ Bowl	\$ 314.42	\$ 393.06	54	18	26-7/8" x 15-1/4" x 17-3/4"
Rear Outlet, Floor-Mount						
151-123	Quantum® 1.6 Elongated SmartHeight™ Combo* ADA	\$ 734.29	\$ 885.02	113	-	-
151	Elongated SmartHeight™ Bowl	\$ 414.05	\$ 532.68	67	9	32" x 16" x 16-3/4"
149-123	Quantum® 1.6 Elongated Combo*	\$ 664.07	\$ 831.65	106	-	-
149	Elongated Bowl	\$ 343.83	\$ 479.31	60	9	31-3/4" x 16" x 17"
Rear Outlet, Wall-Mount						
144-123	Quantum® 1.6 Elongated Combo*	\$ 802.08	N/A	115	-	-
144**	Elongated Bowl	\$ 481.84	N/A	69	9	31" x 16-1/4" x 14-1/2"

Standard Colors: White Premium Colors: Biscuit • Bone

*Less supply **Quantum Bowl 144 is manufactured outside of the US.

TANK OPTIONS

Model #	Product Description	List Price	
		Standard	Premium
122	Variation of 123, with push button actuator	\$ 363.90	N/A
123RH	Variation of 123, with Right-Hand trip lever	\$ 320.24	\$ 352.34

PARTS & ACCESSORIES

Model #	Product Description	List Price		Page #
		Standard	Premium	
45	Trip Lever, Chrome	\$ 13.35	-	82
49	Trip Lever, Right-Hand, Chrome	\$ 15.16	-	83
47	Push Button Actuator, Chrome	\$ 36.30	-	83
-	Sloane Flushmate Vessel	-	-	-
122-LID	Tank Lid	\$ 76.11	N/A	80
125-LID	Tank Lid	\$ 75.38	\$ 87.76	80
BC	Plastic Bolt Caps (set of two)	\$ 1.24	\$ 1.24	91

Quantum® 1.28



COMMERCIAL-GRADE POWER FOR THE MOST DEMANDING USERS

Looking for a toilet you don't need to worry about? From the corner coffee shop to your bustling four-bedroom home, Quantum® pressure-assist toilets provide commercial-grade power for bathrooms with heavy traffic. The pressure-assist flushing system by Flushmate® uses compressed air to blast water through the bowl, delivering a quicker, more effective flush than conventional gravity toilets. Available in three water consumption options, Quantum offers the perfect balance of power and water conservation for any application.

- Toilet combination
- 1.28 gpf / 4.8 lpf high efficiency water consumption
- High performance pressure-assist provides quicker, more effective bowl evacuation than conventional gravity flush toilets
- Flushmate™ high performance flushing technology
- Metal trip lever, chrome
- PuraClean® glaze
- Fully glazed trapway
- 12" rough-in
- Available as floor- and wall-mount
- Complies with ADA requirements for accessibility (models noted below)
- Toilet seat not included



QUANTUM® 1.28
148-155
1.28 ELONGATED ADA



TOILETS
— PERFORMANCE —

Model #	Product Description	List Price		Approx. Ship Weight (lbs.)	Pallet Qty	Package Dimensions (H x W x D)
		Standard	Premium			
Tank						
155	1.28 Tank and Lid	\$ 320.24	\$ 352.34	46	30	20" x 10-1/4" x 17-5/8"
12" Rough-In						
148-155	Quantum® 1.28 Elongated SmartHeight™ Combo* ADA	\$ 534.77	\$ 655.38	100	-	-
148**	Elongated SmartHeight™ Bowl	\$ 214.53	\$ 303.04	54	18	28-5/8" x 15-7/8" x 17-5/8"
147-155	Quantum® 1.28 Elongated Combo*	\$ 458.79	\$ 573.50	97	-	-
147**	Elongated Bowl	\$ 138.55	\$ 221.16	51	18	29-1/4" x 15-3/4" x 15"
146-155	Quantum® 1.28 Round Combo*	\$ 454.16	\$ 548.84	93	-	-
146	Round Bowl	\$ 133.92	\$ 196.50	47	18	27-1/4" x 15-5/8" x 15-1/4"
Rear Outlet, Floor-Mount						
151-155	Quantum® 1.28 Elongated SmartHeight™ Combo* ADA	\$ 734.29	\$ 885.02	113	-	-
151	Elongated SmartHeight™ Bowl	\$ 414.05	\$ 532.68	67	9	32" x 16" x 16-3/4"
149-155	Quantum® 1.28 Elongated Combo*	\$ 664.07	\$ 831.65	106	-	-
149	Elongated Bowl	\$ 343.83	\$ 479.31	60	9	31-3/4" x 16" x 17"
Rear Outlet, Wall-Mount						
144-155	Quantum® 1.28 Elongated Combo*	\$ 802.08	N/A	115	-	-
144**	Elongated Bowl	\$ 481.84	N/A	69	9	31" x 16-1/4" x 14-1/2"

Standard Colors: White Premium Colors: Biscuit • Bone

*Less supply **Quantum Bowl 144 is manufactured outside of the US.

TANK OPTIONS

Model #	Product Description	List Price	
		Standard	Premium
155RH	Variation of 155, with Right-Hand trip lever	\$ 320.24	N/A

PARTS & ACCESSORIES

Model #	Product Description	List Price		Page #
		Standard	Premium	
45	Trip Lever, Chrome	\$ 13.35	-	82
49	Trip Lever, Right-Hand, Chrome	\$ 15.16	-	83
-	Sloane Flushmate Vessel	-	-	-
125-LID	Tank Lid	\$ 75.38	\$ 87.76	80
BC	Plastic Bolt Caps (set of two)	\$ 1.24	\$ 1.24	91

Quantum One™

COMMERCIAL-GRADE POWER FOR THE MOST DEMANDING USERS



Looking for a toilet you don't need to worry about? From the corner coffee shop to your bustling four-bedroom home, Quantum® pressure-assist toilets provide commercial-grade power for bathrooms with heavy traffic. The pressure-assist flushing system by Flushmate® uses compressed air to blast water through the bowl, delivering a quicker, more effective flush than conventional gravity toilets. Available in three water consumption options, Quantum offers the perfect balance of power and water conservation for any application.

TOILETS
— PERFORMANCE —

- Toilet combination
- 1.0 gpf / 3.8 lpf ultra-low water consumption
- Saves almost 40% more water than conventional 1.6 gpf flushing systems
- High performance pressure-assist provides quicker, more effective bowl evacuation than conventional gravity flush toilets
- Flushmate™ high performance flushing technology
- Metal trip lever, chrome
- PuraClean® glaze
- Fully glazed trapway
- 12" rough-in
- Complies with ADA requirements for accessibility (models noted below)
- Toilet seat not included



QUANTUM ONE™
148-153
1.0 ELONGATED ADA



Model #	Product Description	List Price		Approx. Ship Weight (lbs.)	Pallet Qty	Package Dimensions (H x W x D)
		Standard	Premium			
Tank						
153	1.0 Tank and Lid	\$ 320.24	\$ 352.34	46	30	20-1/8" x 10-1/4" x 17-3/8"
12" Rough-In						
148-153	QuantumOne™ 1.0 Elongated SmartHeight™ Combo* ADA	\$ 534.77	\$ 655.38	100	-	-
148**	Elongated SmartHeight™ Bowl	\$ 214.53	\$ 303.04	54	18	28-5/8" x 15-7/8" x 17-5/8"
147-153	QuantumOne™ 1.0 Elongated Combo*	\$ 458.79	\$ 573.50	97	-	-
147**	Elongated Bowl	\$ 138.55	\$ 221.16	51	18	29-1/4" x 15-3/4" x 15"
146-153	QuantumOne™ 1.0 Round Combo*	\$ 454.16	\$ 548.84	93	-	-
146	Round Bowl	\$ 133.92	\$ 196.50	47	18	27-1/4" x 15-5/8" x 15-1/4"
Rear Outlet — Floor Mount						
151-153	QuantumOne™ 1.0 Elongated SmartHeight™ Rear Outlet Floor Mount Combo* ADA	\$ 734.29	\$ 885.02	113	-	-
151	Elongated SmartHeight™ Bowl	\$ 414.05	\$ 532.68	67	9	32" x 16" x 16-3/4"
149-153	QuantumOne™ 1.0 Elongated Rear Outlet Floor Mount Combo*	\$ 664.07	\$ 831.65	106	-	-
149	Elongated Bowl	\$ 343.83	\$ 479.31	60	9	31-3/4" x 16" x 17"
Rear Outlet — Wall Mount						
144-153	QuantumOne™ 1.0 Elongated Rear Outlet Wall Mount Combo*	\$ 802.08	N/A	115	-	-
144**	Elongated Bowl	\$ 481.84	N/A	69	9	31" x 16-1/4" x 14-1/2"

Standard Colors: White Premium Colors: Biscuit • Bone

*Less supply **Quantum Bowl 144 is manufactured outside of the US.

TANK OPTIONS

Model #	Product Description	List Price	
		Standard	Premium
153RH	Variation of 153, with Right-Hand trip lever	\$ 320.24	\$ 352.34
154	Variation of 153, with push button actuator	\$ 363.90	N/A

PARTS & ACCESSORIES

Model #	Product Description	List Price		Page #
		Standard	Premium	
45	Trip Lever, Chrome	\$ 13.35	-	82
49	Trip Lever, Right-Hand, Chrome	\$ 15.16	-	83
47	Push Button Actuator, Chrome	\$ 36.30	-	83
-	Sloane Flushmate Vessel	-	-	-
122-LID	Tank Lid	\$ 76.11	N/A	80
125-LID	Tank Lid	\$ 75.38	\$ 87.76	80
BC	Plastic Bolt Caps (set of two)	\$ 1.24	\$ 1.24	91

Maverick™ 1.0

CONSTRAIN WATER USAGE NOT PERFORMANCE

Water conservation is a growing global concern, leaving many searching for environmentally responsible bathroom fixtures that still meet high standards for performance. Mansfield's Maverick delivers just that. Using almost 40% less water than standard gravity toilets, Maverick's powerful one-gallon flush achieves a MaP rating of 800 grams and proudly bears both the EPA WaterSense seal of approval and the MaP PREMIUM designation.

- Toilet combination
- 1.0 gpf / 3.8 lpf ultra low water consumption
- Uses almost 40% less water than conventional toilets
- MagnaFlush™ high performance flushing technology with 3" flush valve
- Pilot operated anti-siphon fill valve
- Push button actuator, chrome
- Fully glazed trapway
- 12" rough-in
- 800 g MaP
- Toilet seat not included



MAVERICK™ 1.0
1014-1012
1.0 ELONGATED



Model #	Product Description	List Price Standard	Approx. Ship Weight (lbs.)	Pallet Qty	Package Dimensions (H x W x D)
Tank					
1012	1.0 Tank and Lid	\$ 124.58	35	30	20-5/8" x 8-3/4" x 17-3/4"
12" Rough-In					
1014-1012	Maverick™ 1.0 Elongated SmartHeight™ Combo*	\$ 314.86	90	-	-
1014	Elongated SmartHeight™ Bowl	\$ 190.28	55	12	29" x 16" x 16-1/2"

Standard Colors: White

*Less supply

PARTS & ACCESSORIES

Model #	Product Description	List Price	Page #
79	Push Button Actuator, Chrome	\$ 30.05	86
209	Flush Tower	\$ 18.75	88
90-9	Fill Valve, 1.0 gpf	\$ 18.85	87
1012-LID	Tank Lid	\$ 84.92	80
BC	Plastic Bolt Caps (set of two)	\$ 1.24	91

TOILETS
— PERFORMANCE —

Summit®

PROVEN PERFORMER



A favorite of plumbing professionals everywhere, Summit® delivers high performance and consistency in an attractive and versatile package. Available in multiple configurations and colors, the Summit line of toilets is sure to have the right fit for your bathroom. So whether you are looking for water conservation, ADA compliance or simply great value, Summit has you covered — with the performance you require.

TOILETS
— PERFORMANCE —

- Toilet combination
- 1.6 gpf / 6.0 lpf low water consumption
- Consistent, powerful and reliable
- Attractive and versatile style
- MagnaFlush™ high performance flushing technology with 3" rigid flapper flush valve
- Pilot operated anti-siphon fill valve
- Metal trip lever, chrome
- SmartFasten™ 3-bolt connection
- PuraClean® glaze
- Fully glazed trapway
- 10" & 12" rough-in
- 1000 g MaP
- Complies with ADA requirements for accessibility (models noted below)
- Toilet seat not included



SUMMIT
384-386
1.6 ELONGATED ADA



Model #	Product Description	List Price		Approx. Ship Weight (lbs.)	Pallet Qty	Package Dimensions (H x W x D)
		Standard	Premium			
Tank						
386	1.6 Tank and Lid	\$ 92.55	\$ 118.01	36	36	19-1/2" x 9-7/8" x 15-3/4"
12" Rough-In						
388-386	Summit® 1.6 Round SmartHeight™ Combo* ADA	\$ 261.37	\$ 306.53	88	-	-
388	Round SmartHeight™ Bowl	\$ 168.82	\$ 188.52	52	18	26" x 15-1/2" x 17-5/8"
384-386	Summit® 1.6 Elongated SmartHeight™ Combo* ADA	\$ 292.33	\$ 358.21	90	-	-
384	Elongated SmartHeight™ Bowl	\$ 199.78	\$ 240.20	54	18	27-1/2" x 15-3/8" x 17-1/4"
382-386	Summit® 1.6 Elongated Combo*	\$ 240.55	\$ 306.65	86	-	-
382	Elongated Bowl	\$ 148.00	\$ 188.64	50	18	27-1/2" x 15-3/8" x 15-1/2"
380-386	Summit® 1.6 Round Combo*	\$ 204.74	\$ 263.27	85	-	-
380	Round Bowl	\$ 112.19	\$ 145.26	49	18	25-5/8" x 15-3/8" x 15-1/2"
10" Rough-In						
385-386	Summit® 1.6 Elongated SmartHeight™ Combo* ADA	\$ 343.31	\$ 402.25	90	-	-
385	Elongated SmartHeight™ Bowl	\$ 250.76	\$ 284.24	54	18	28" x 15-3/4" x 17-1/4"

Standard Colors: White Premium Colors: Biscuit • Bone

*Less supply

TANK OPTIONS

Model #	Product Description	List Price	
		Standard	Premium
386RH	Variation of 386, with Right-Hand trip lever	\$ 99.71	N/A
386LT	Variation of 386, with tank liner	\$ 107.42	\$ 135.11

PARTS & ACCESSORIES

Model #	Product Description	List Price		Page #
		Standard	Premium	
57	CH — Trip Lever, Chrome	\$ 33.24	-	84
	SB — Trip Lever, Sicilian Bronze	\$ 53.71	-	
	SN — Trip Lever, Satin Nickel	\$ 53.71	-	
57RH	CH — Trip Lever, Right-Hand, Chrome	\$ 34.90	-	84
2037-1212	1.6 Rigid Flapper Flush Valve	\$ 15.94	-	90
630-0030	Replacement Flush Valve Seal	\$ 3.27	-	95
2206	Pilot Operated Fill Valve	\$ 18.83	-	90
386-LID	Tank Lid	\$ 84.92	\$ 97.49	80
BC	Plastic Bolt Caps (set of two)	\$ 1.24	\$ 1.24	91

Summit[®] 1.28

PROVEN PERFORMER



A favorite of plumbing professionals everywhere, Summit[®] delivers high performance and consistency in an attractive and versatile package. Available in multiple configurations and colors, the Summit line of toilets is sure to have the right fit for your bathroom. So whether you are looking for water conservation, ADA compliance or simply great value, Summit has you covered — with the performance you require.

- Toilet combination
- 1.28 gpf / 4.8 lpf high efficiency water consumption
- Uses 20% less water than conventional toilets
- Consistent, powerful and reliable
- Attractive and versatile style
- MagnaFlush[™] high performance flushing technology with 3" rigid flapper flush valve
- Pilot operated anti-siphon fill valve
- Metal trip lever, chrome
- SmartFasten[™] 3-bolt connection
- PuraClean[®] glaze
- Fully glazed trapway
- 12" rough-in
- 1000 g MaP
- Complies with ADA requirements for accessibility (models noted below)
- Toilet seat not included



SUMMIT[®] 1.28
384-387
1.28 ELONGATED ADA



TOILETS
— PERFORMANCE —

Model #	Product Description	List Price		Approx. Ship Weight (lbs.)	Pallet Qty	Package Dimensions (H x W x D)
		Standard	Premium			
Tank						
387	1.28 Tank and Lid	\$ 92.55	\$ 118.01	36	36	19-1/2" x 9.88" x 15-3/4"
12" Rough-In						
388-387	Summit [®] 1.28 Round SmartHeight [™] Combo* ADA	\$ 261.37	\$ 306.53	88	-	-
388	Round SmartHeight [™] Bowl	\$ 168.82	\$ 188.52	52	18	26" x 15-1/2" x 17-5/8"
384-387	Summit [®] 1.28 Elongated SmartHeight [™] Combo* ADA	\$ 292.33	\$ 358.21	90	-	-
384	Elongated SmartHeight [™] Bowl	\$ 199.78	\$ 240.20	54	18	27-1/2" x 15-3/8" x 17-1/4"
382-387	Summit [®] 1.28 Elongated Combo*	\$ 240.55	\$ 306.65	86	-	-
382	Elongated Bowl	\$ 148.00	\$ 188.64	50	18	27-1/2" x 15-3/8" x 15-1/2"
380-387	Summit [®] 1.28 Round Combo*	\$ 204.74	\$ 263.27	85	-	-
380	Round Bowl	\$ 112.19	\$ 145.26	49	18	25-5/8" x 15-3/4" x 17-1/4"

Standard Colors: White Premium Colors: Biscuit • Bone

*Less supply

TANK OPTIONS

Model #	Product Description	List Price	
		Standard	Premium
387RH	Variation of 387, with Right-Hand trip lever	\$ 99.71	N/A
387LT	Variation of 387, with tank liner	\$ 107.42	\$ 135.11

PARTS & ACCESSORIES

Model #	Product Description	List Price		Page #
		Standard	Premium	
57	CH — Trip Lever, Chrome	\$ 33.24	-	84
	SB — Trip Lever, Sicilian Bronze	\$ 53.71	-	
	SN — Trip Lever, Satin Nickel	\$ 53.71	-	
57RH	CH — Trip Lever, Right-Hand, Chrome	\$ 34.90	-	84
2036-1212	1.28 Rigid Flapper Flush Valve	\$ 15.94	-	90
630-0030	Replacement Flush Valve Seal	\$ 3.27	-	95
2206	Pilot Operated Fill Valve	\$ 18.83	-	90
386-LID	Tank Lid	\$ 84.92	\$ 97.49	80
BC	Plastic Bolt Caps (set of two)	\$ 1.24	\$ 1.24	91

Summit® Dual Flush

PROVEN PERFORMER



A favorite of plumbing professionals everywhere, Summit® delivers high performance and consistency in an attractive and versatile package. Available in multiple configurations and colors, the Summit line of toilets is sure to have the right fit for your bathroom. So whether you are looking for water conservation, ADA compliance or simply great value, Summit has you covered — with the performance you require.

- Toilet combination
- Dual 1.1 gpf / 4.0 lpf and 1.6 gpf / 6.0 lpf low water consumption
- Consistent, powerful and reliable
- Attractive and versatile style
- Dual flush technology with 3" flush tower
- Pilot operated anti-siphon fill valve
- Push button actuator, chrome
- SmartFasten™ 3-bolt connection
- PuraClean® glaze
- Fully glazed trapway
- 12" rough-in
- 800 g MaP
- Toilet seat not included



SUMMIT® DUAL FLUSH
384-3386
DUAL FLUSH
ELONGATED SMARTHEIGHT™



Model #	Product Description	List Price		Approx. Ship Weight (lbs.)	Pallet Qty	Package Dimensions (H x W x D)
		Standard	Premium			
Tank						
3386	Dual Flush Tank and Lid	\$ 116.95	\$ 141.58	38	36	19-3/4" x 19-1/4" x 16-3/4"
12" Rough-In						
388-3386	Summit® Dual Flush Round SmartHeight™ Combo*	\$ 285.77	\$ 330.10	90	-	-
388	Round SmartHeight™ Bowl	\$ 168.82	\$ 188.52	52	18	26" x 15-1/2" x 17-5/8"
384-3386	Summit® Dual Flush Elongated SmartHeight™ Combo*	\$ 316.73	\$ 381.78	92	-	-
384	Elongated SmartHeight™ Bowl	\$ 199.78	\$ 240.20	54	18	27-1/2" x 15-3/8" x 17-1/4"
382-3386	Summit® Dual Flush Elongated Combo*	\$ 264.95	\$ 330.22	88	-	-
382	Elongated Bowl	\$ 148.00	\$ 188.64	50	18	27-1/2" x 15-3/8" x 15-1/2"
380-3386	Summit® Dual Flush Round Combo*	\$ 229.14	\$ 286.84	87	-	-
380	Round Bowl	\$ 112.19	\$ 145.26	49	18	25-5/8" x 15-3/8" x 15-1/2"

Standard Colors: White Premium Colors: Biscuit • Bone

*Less supply

PARTS & ACCESSORIES

Model #	Product Description	List Price		Page #
		Standard	Premium	
33	CH — Push Button Actuator, Chrome	\$ 36.30	-	81
2206	Pilot Operated Fill Valve	\$ 18.83	-	90
308	Dual Flush Valve Tower	\$ 21.47	-	90
3386-LID	Tank Lid	\$ 88.51	\$ 97.39	80
BC	Plastic Bolt Caps (set of two)	\$ 1.24	\$ 1.24	91

SANITARYWARE

ECONOMICAL TOILETS

Cascade®

CLEAN & GREEN

Cascade's unique rimless bowl leaves no hard-to-reach places for dirt to hide, while its strong swirling action clean the bowl with every flush. Virtually eliminating clogs, Cascade's powerful 800 gram MaP rating flush uses only 1.28 gallons of water, making "going green" an easy choice!

TOILETS
— ECONOMICAL —

- Toilet combination
- 1.28 gpf / 4.8 lpf high efficiency water consumption
- Uses 20% less water than conventional toilets
- Unique rimless bowl design reduces dirt and bacteria that could hide under the rim
- MagnaFlush™ high performance flushing technology with 3" flush valve
- Pilot operated anti-siphon fill valve
- Plastic trip lever, chrome plated
- Fully glazed trapway
- 12" rough-in
- 800 g MaP
- Complies with ADA requirements for accessibility (models noted below)
- Toilet seat not included



Model #	Product Description	List Price	Approx. Ship Weight (lbs.)	Pallet Qty	Package Dimensions (H x W x D)
		Standard			
Tank					
3816	1.28 Tank and Lid	\$ 88.30	31	30	18-1/2" x 9" x 14-1/4"
12" Rough-In					
4817-3816	Cascade® 1.28 Elongated SmartHeight™ Combo* ADA	\$ 233.49	76	-	-
4817	Elongated SmartHeight™ Bowl	\$ 145.19	45	18	26-1/4" x 14-1/2" x 17-1/4"
4810-3816	Cascade® 1.28 Round Combo*	\$ 179.28	75	-	-
4810	Round Bowl	\$ 90.98	44	18	24" x 14-3/4" x 15-3/4"

Standard Colors: White

*Less supply

TANK OPTIONS

Model #	Product Description	List Price
		Standard
3816RH	Variation of 3816, with Right-Hand trip lever	\$ 92.59

PARTS & ACCESSORIES

Model #	Product Description	List Price	Page #
58	CH — Trip Lever, Chrome	\$ 20.95	84
58RH	CH — Trip Lever, Right-Hand, Chrome	\$ 22.37	84
2206	Pilot Operated Fill Valve	\$ 18.83	90
216	Flapper Flush Valve	\$ 16.02	89
3816-LID	Tank Lid	\$ 46.09	79
BC	Plastic Bolt Caps (set of two)	\$ 1.24	91

Alto®

ECONOMICAL RELIABILITY



A staple of the Mansfield® toilet lineup for almost 30 years, Alto® has a long history of reliable performance. It is offered in a wide range of configurations to meet your project needs, and its universal style will blend well with any decor. Economical, practical and dependable — Alto is an easy choice for the price-conscious home owner.

- Toilet combination
- 1.6 gpf / 6.0 lpf low water consumption
- Universal style blends nicely with any décor
- SmartFlush™ flushing technology with 2" flush tower
- Anti-siphon ballcock
- Plastic trip lever, chrome plated
- SmartFasten™ 3-bolt connection
- Fully glazed trapway
- 10", 12" & 14" Rough-In
- 800 g MaP
- Complies with ADA requirements for accessibility (models noted below)
- Toilet seat not included



ALTO®
137-160
1.6 ELONGATED ADA



TOILETS
— ECONOMICAL —

Model #	Product Description	List Price		Approx. Ship Weight (lbs.)	Pallet Qty	Package Dimensions (H x W x D)
		Standard	Premium			
Tank						
160	1.6 Tank and Lid	\$ 72.05	\$ 90.31	34	36"	20-1/4" x 8-5/8" x 15-1/4"
— See additional tank options on page 39 —						
12" Rough-In						
137-160	Alto® 1.6 Elongated SmartHeight™ Combo* ADA	\$ 239.04	\$ 302.64	85	-	-
137	Elongated SmartHeight™ Bowl	\$ 166.99	\$ 212.33	51	18"	27-3/4" x 15-1/8" x 17-1/8"
117-160	Alto® 1.6 Round SmartHeight™ Combo* ADA	\$ 227.59	\$ 286.66	86	-	-
117	Round SmartHeight™ Bowl	\$ 155.54	\$ 196.35	52	18"	25" x 15-1/4" x 17"
135-160	Alto® 1.6 Elongated Combo*	\$ 166.32	\$ 209.07	81	-	-
135	Elongated Bowl	\$ 94.27	\$ 118.76	47	18"	26-3/4" x 15-5/8" x 15-1/2"
130-160	Alto® 1.6 Round Combo*	\$ 140.21	\$ 174.59	77	-	-
130	Round Bowl	\$ 68.16	\$ 84.28	43	18"	24-7/8" x 14-7/8" x 15-1/2"
10" Rough-In						
139NS-160	Alto® 1.6 Elongated SmartHeight™ Combo* ADA	\$ 333.02	\$ 416.53	86	-	-
139NS	Elongated SmartHeight™ Bowl	\$ 260.97	\$ 326.22	52	18	27-1/2" x 14-7/8" x 17-1/8"
138-160	Alto® 1.6 Elongated Combo*	\$ 240.16	\$ 301.06	87	-	-
138	Elongated Bowl	\$ 168.11	\$ 210.75	53	18	26-3/4" x 15-1/2" x 15-1/2"
131-160	Alto® 1.6 Round Combo*	\$ 203.94	\$ 256.85	79	-	-
131	Round Bowl	\$ 131.89	\$ 166.54	45	18	24-7/8" x 14-7/8" x 15-3/8"

Standard Colors: White Premium Colors: Biscuit • Bone
Less supply *Must be ordered in full pallet quantities (white only)

PARTS & ACCESSORIES					
Model #	Product Description	List Price		Page #	
		Standard	Premium		
40	WHT — Trip Lever, White	\$ 6.70	-	81	
	BONE — Trip Lever, Bone				
	BISC — Trip Lever, Biscuit				
	CH — Trip Lever, Chrome				
40RH	CH — Trip Lever, Chrome, Right-Hand	\$ 4.24	-	81	
55 (upgrade option)	CH — Trip Lever, Chrome	\$ 15.41	-	84	
	SB — Trip Lever, Sicilian Bronze	\$ 50.09	-		
	SN — Trip Lever, Satin Nickel	\$ 50.22	-		
— Trip Lever Cross Reference Chart on page 39 —					
08ULF-1112	Anti-Siphon Ballcock	\$ 14.87	-	87	
211-1112	Flush Valve	\$ 10.37	-	89	
125-LID	Tank Lid	\$ 75.38	\$ 87.76	80	
160-LID	Tank Lid	\$ 45.86	\$ 57.37	79	
165-LID	Tank Lid, Cover Lock	\$ 58.24	-	79	
Part # 001238891	Locking hardware for cover lock	\$ 7.97	-	-	
BC	Plastic Bolt Caps (set of two)	\$ 1.24	\$ 1.24	91	

Alto® 1.28

ECONOMICAL RELIABILITY



A staple of the Mansfield® toilet lineup for almost 30 years, Alto® has a long history of reliable performance. It is offered in a wide range of configurations to meet your project needs, and its universal style will blend well with any decor. Economical, practical and dependable — Alto is an easy choice for the price-conscious home owner.

TOILETS
— ECONOMICAL —

- Toilet combination
- 1.28 gpf / 4.8 lpf high efficiency water consumption
- Uses 20% less water than conventional toilets
- Universal style blends nicely with any décor
- SmartFlush™ flushing technology with 3-2" hybrid flush valve
- Fluidmaster® pilot anti-siphon fill valve
- Plastic trip lever, color match finish
- SmartFasten™ 3-bolt connection
- Fully glazed trapway
- 10", 12" & 14" Rough-In
- 800 g MaP
- Complies with ADA requirements for accessibility (models noted below)
- Toilet seat not included



ALTO® 1.28
137-3173
1.28 ELONGATED **ADA**



Model #	Product Description	List Price		Approx. Ship Weight (lbs.)	Pallet Qty	Package Dimensions (H x W x D)
		Standard	Premium			
Tank						
3173	1.28 Tank with Color-Match Trip Lever and Lid	\$ 72.05	\$ 90.31	33	36"	20-1/4" x 8-5/8" x 15-1/4"
— See additional tank options on page 39 —						
12" Rough-In						
137-3173	Alto® 1.28 Elongated SmartHeight™ Combo* ADA	\$ 239.04	\$ 302.64	84	-	-
137	Elongated SmartHeight™ Bowl	\$ 166.99	\$ 212.33	51	18"	27-3/4" x 15-1/8" x 17-1/8"
135-3173	Alto® 1.28 Elongated Combo*	\$ 166.32	\$ 209.07	80	-	-
135	Elongated Bowl	\$ 94.27	\$ 118.76	47	18"	26-3/4" x 15-5/8" x 15-1/2"
130-3173	Alto® 1.28 Round Combo*	\$ 140.21	\$ 174.59	76	-	-
130	Round Bowl	\$ 68.16	\$ 84.28	43	18"	24-7/8" x 14-7/8" x 15-1/2"
117-3173	Alto® 1.28 Round SmartHeight Combo* ADA	\$ 227.59	\$ 286.66	86	-	-
117	Round SmartHeight Bowl	\$ 155.54	\$ 196.35	52	18	25" x 15-1/4" x 17"
10" Rough-In						
139NS-3173	Alto® 1.28 Elongated SmartHeight™ Combo* ADA	\$ 333.02	\$ 416.53	85	-	-
139NS	Elongated SmartHeight™ Bowl	\$ 260.97	\$ 326.22	52	18	27-1/2" x 14-7/8" x 17-1/8"
138-3173	Alto® 1.28 Elongated Combo*	\$ 240.16	\$ 301.06	86	-	-
138	Elongated Bowl	\$ 168.11	\$ 210.75	53	18	26-7/8" x 15-1/2" x 15-1/2"
131-3173	Alto® 1.28 Round Combo*	\$ 203.94	\$ 256.85	80	-	-
131	Round Bowl	\$ 131.89	\$ 166.54	47	18	24-7/8" x 14-7/8" x 15-3/8"

Standard Colors: White Premium Colors: Biscuit • Bone

*Less supply **Must be ordered in full pallet quantities (white only)

PARTS & ACCESSORIES

Model #	Product Description	List Price		Page #
		Standard	Premium	
31	WHT — Trip Lever, White	\$ 6.70	-	81
	BONE — Trip Lever, Bone			
	BISC — Trip Lever, Biscuit			
	CH — Trip Lever, Chrome			
31RH	CH — Trip Lever, Chrome, Right-Hand	\$ 6.70	-	81
	WHT — Trip Lever, White, Right-Hand			
— Trip Lever Cross Reference Chart on page 39 —				
400A	Fluidmaster® Pilot Anti-Siphon Fill Valve	-	-	-
228	3" Flapper Flush Valve	\$ 13.88	-	90
125-LID	Tank Lid	\$ 75.38	\$ 87.76	80
160-LID	Tank Lid	\$ 45.86	\$ 57.37	79
165-LID	Tank Lid, Cover Lock	\$ 58.24	-	79
BC	Plastic Bolt Caps (set of two)	\$ 1.24	\$ 1.24	91

ALTO® 1.6 AND 1.28 GPF TANK OPTIONS

Model #	Product Description	List Price		Approx. Ship Weight (lbs.)	Pallet Qty	Package Dimensions
		Standard	Premium			
— Tank Options continued from pages 37-38 —						
125	Variation of 160, 14" rough-in	\$ 151.00	N/A	46	36	20" x 10-1/4" x 17-3/8"
160RH	Variation of 160, right-hand trip lever, chrome	\$ 72.05	N/A	33	36	20-1/4" x 8-5/8" x 15-1/4"
161	Variation of 160, Fluidmaster® pilot valve	\$ 80.14	N/A	32	36	20-1/4" x 8-5/8" x 15-1/4"
165	Variation of 160, cover lock	\$ 89.43	N/A	34	36	20-1/4" x 8-5/8" x 15-1/4"
170	Variation of 160, tank liner	\$ 104.18	\$ 130.90	33	36	20-1/4" x 8-5/8" x 15-1/4"
172	Variation of 160, Fluidmaster® Pilot valve, 2" flapper, chrome trip lever	\$ 72.05	N/A	39	36	20-1/4" x 8-5/8" x 15-1/4"
173	Variation of 160, color match trip lever, Fluidmaster® Pilot valve, 2" flapper	\$ 71.70	\$ 90.31	32	36**	20-1/4" x 8-5/8" x 15-1/4"
173RH	Variation of 160, right-hand color match trip lever, Fluidmaster® Pilot valve, 2" flapper	\$ 72.05	N/A	32	36	20-1/4" x 8-5/8" x 15-1/4"
174	Variation of 160, color match trip lever, Fluidmaster® Pilot valve, 2" flapper, tank liner	\$ 104.39	N/A	39	36	20-1/4" x 8-5/8" x 15-1/4"
175	Variation of 160, cover lock, tank liner	\$ 142.59	N/A	39	36	20-1/4" x 8-5/8" x 15-1/4"
180	Variation of 160, color match trip lever	\$ 71.56	\$ 90.31	34	36**	20-1/4" x 8-5/8" x 15-1/4"
181	Variation of 160, Fluidmaster®, color match trip lever	\$ 79.91	N/A	33	36	20-1/4" x 8-5/8" x 15-1/4"
190	Variation of 160, color match trip lever, tank liner	\$ 104.39	N/A	33	36	20-1/4" x 8-5/8" x 15-1/4"
3120	Variation of 3173, Fluidmaster®, chrome trip lever	\$ 80.29	N/A	33	36	20-1/4" x 8-5/8" x 15-1/4"
3125	Variation of 3173, Fluidmaster® color match trip lever, 14" rough-in	\$ 151.30	N/A	46	36	20" x 10-1/4" x 17-3/8"
3165	Variation of 3173, Fluidmaster®, cover lock	\$ 89.43	N/A	34	36	20-1/4" x 8-5/8" x 15-1/4"
3173RH	Variation of 3173, Fluidmaster®, right-hand trip lever, color match	\$ 72.05	N/A	33	36	20-1/4" x 8-5/8" x 15-1/4"
3174	Variation of 3173, Fluidmaster®, color match trip lever, tank liner	\$ 104.39	N/A	33	36	20-1/4" x 8-5/8" x 15-1/4"

Standard Colors: White Premium Colors: Biscuit • Bone

*Less supply **Must be ordered in full pallet quantities (white only)

ALTO® TANK OPTION REFERENCE CHART

Model #	Colors Available	GPF	FEATURES												
			Chrome Trip Lever	Color Match Trip Lever	Right Hand Trip Lever	Cover Lock	Tank Liner	Ballcock & 2" Flush Tower	Fluidmaster & 2" Flush Tower	Fluidmaster & 2" Flapper	Fluidmaster & 3-2" Flapper	14" Rough-in			
125	WH	1.6	•						•						•
160	WH, BN, BISC	1.6	•						•						
160RH	WH	1.6	•		•				•						
161	WH	1.6	•						•		•				
165	WH	1.6	•				•		•						
170	WH, BN, BISC	1.6	•					•	•						
172	WH	1.6	•									•			
173	WH, BN, BISC	1.6		•								•			
173RH	WH	1.6		•	•							•			
174	WH	1.6		•				•				•			
175	WH	1.6	•				•	•	•						
180	WH, BN, BISC	1.6		•					•						
181	WH	1.6		•								•			
190	WH	1.6		•				•	•						
3120	WH	1.28	•											•	
3125	WH	1.28		•										•	•
3165	WH	1.28		•			•							•	
3173	WH, BN, BISC	1.28		•										•	
3173RH	WH	1.28		•	•									•	
3174	WH	1.28		•				•						•	



Complete Toilet Kits (CTK)

EVERYTHING YOU NEED IN ONE CONVENIENT KIT

Make your toilet installation easy with a Complete Toilet Kit (CTK). Everything you need is included — saving you time and money.

- Toilet bowl and tank
- Toilet seat
- Flange bolts
- Wax ring with polyethylene flange
- Instructions



COMPLETE TOILET KIT (CTK)

Model #	Product Description	Toilet Combination in CTK	List Price		Approx. Ship Weight (lbs.)	Pallet Qty	Package Dimensions (H x W x D)
			Standard	Premium			
117CTK	Pro-Fit® 4.1.6 Round SmartHeight™ CTK* ADA	117-160	\$ 257.88	N/A	85	10	25" x 16" x 25-1/4"
130CTK	Pro-Fit® 11.6 Round CTK*	130-160	\$ 174.24	\$ 217.25	85	10	25-1/4" x 16-3/8" x 24-1/2"
130LTCTK	Pro-Fit® 11.6 Round, Lined, Color Match CTK*	130-190	\$ 200.32	N/A	85	10	25-1/4" x 16-3/8" x 24-1/2"
131CTK	Alto® 1.6 Round, 10" Rough-In CTK*	131-160	\$ 239.51	N/A	88	10	25-1/4" x 16-1/4" x 24"
135CTK	Pro-Fit® 2.1.6 Elongated CTK*	135-160	\$ 198.00	\$ 247.24	88	10	27-3/4" x 16-1/4" x 24-3/8"
135LTCTK	Pro-Fit® 2.1.6 Elongated, Lined, Color Match CTK*	135-190	\$ 229.78	N/A	88	10	27-3/4" x 16-1/4" x 24-3/8"
137CTK	Pro-Fit® 3.1.6 Elongated SmartHeight™ CTK* ADA	137-160	\$ 262.05	\$ 327.07	93	10	27-5/8" x 17" x 25-3/8"
137LTCTK	Pro-Fit® 3.1.6 Elongated, Lined, Color Match CTK*	137-190	\$ 295.22	N/A	94	10	27-5/8" x 17" x 25-3/8"
380CTK	Summit® 1.6 Round CTK*	380-386	\$ 239.50	\$ 298.38	91	10	25" x 17" x 23-5/8"
382CTK	Summit® 1.6 Elongated CTK*	382-386	\$ 274.56	\$ 346.21	93	10	27-5/8" x 16-3/4" x 24"
384CTK	Summit® 1.6 Elongated SmartHeight™ CTK* ADA	384-386	\$ 308.45	\$ 386.81	95	10	28" x 17" x 25-3/8"
388CTK	Summit® 1.6 Round SmartHeight™ CTK* ADA	388-386	\$ 297.66	\$ 350.15	95	10	25-1/2" x 17" x 26-1/4"
1384CTK	Protector® 1.6 Elongated SmartHeight™ CTK* ADA	1384-1386	\$ 344.30	N/A	93	10	28" x 15-1/2" x 17-1/2"
2148CTK	QuantumOne™ 1.0 Elongated SmartHeight™ CTK* ADA	148-153	\$ 554.81	N/A	108	10	17-1/4" x 29-1/4" x 27-7/8"
2916CTK	Denali® 1.28 Elongated SmartHeight™ CTK* ADA	4977-2916	\$ 372.49	N/A	108	10	17-1/4" x 29-1/4" x 27-7/8"
3916CTK	Denali® 1.6 Elongated SmartHeight™ CTK* ADA	4977-3916	\$ 372.49	N/A	94	10	27-1/2" x 16-1/4" x 27-1/4"
4117CTK	Pro-Fit® 4.1.28 Round SmartHeight CTK* ADA	117-3173	\$ 257.88	N/A	85	10	25" x 16" x 25-1/4"
4130CTK	Pro-Fit® 11.28 Round CTK*	130-3173	\$ 174.24	\$ 217.25	85	10	25-1/4" x 16-3/8" x 24-1/2"
4130LTCTK	Pro-Fit® 11.28 Round, Lined, Color Match CTK*	130-3174	\$ 200.32	N/A	85	10	25-1/4" x 16-3/8" x 24-1/2"
4135CTK	Pro-Fit® 2.1.28 Elongated CTK*	135-3173	\$ 198.00	\$ 247.24	88	10	27-3/4" x 16-1/4" x 24-3/8"
4135LTCTK	Pro-Fit® 2.1.28 Elongated, Lined, Color Match CTK*	135-3174	\$ 229.78	N/A	88	10	27-3/4" x 16-1/4" x 24-3/8"
4137CTK	Pro-Fit® 3.1.28 Elongated SmartHeight™ CTK* ADA	137-3173	\$ 262.05	\$ 327.07	92	10	27-5/8" x 17" x 25-3/8"
4137LTCTK	Pro-Fit® 3.1.28 Elongated SmartHeight™, Lined, Color Match CTK* ADA	137-3174	\$ 295.22	N/A	92	10	27-5/8" x 17" x 25-3/8"
4147CTK**	Brentwood® 1.6 Elongated SmartHeight™ CTK* ADA	4148-3147	\$ 517.74	N/A	94	8	28-1/2" x 17-3/4" x 27-1/4"
4188CTK	Summit® Dual Flush Round SmartHeight™ CTK*	388-3386	\$ 339.67	N/A	96	10	25-1/2" x 17" x 26-1/4"
4197CTK**	Waverly™ 1.28 Elongated SmartHeight™ CTK* ADA	4197-3195	\$ 377.38	N/A	94	8	27-1/2" x 15-1/2" x 17-1/2"
4380CTK	Summit® Dual Flush Round CTK*	380-3386	\$ 255.17	\$ 323.70	91	10	25" x 17" x 23-5/8"
4381CTK	Summit® 1.28 Round CTK*	380-387	\$ 239.04	N/A	91	10	25" x 17" x 23-5/8"
4381LTCTK	Summit® 1.28 Round, Lined CTK*	380-387LT	\$ 266.61	N/A	91	10	25" x 17" x 23-5/8"
4382CTK	Summit® Dual Flush Elongated CTK*	382-3386	\$ 283.46	\$ 354.65	93	10	27-5/8" x 16-3/4" x 24"
4383CTK	Summit® 1.28 Elongated CTK*	382-387	\$ 273.21	N/A	93	10	27-5/8" x 16-3/4" x 24"
4384CTK	Summit® Dual Flush Elongated SmartHeight™ CTK*	384-3386	\$ 351.27	\$ 425.35	98	10	28" x 17" x 25-3/8"
4385CTK	Summit® 1.28 Elongated SmartHeight™ CTK* ADA	384-387	\$ 308.45	\$ 386.81	95	10	28" x 17" x 25-3/8"
4388CTK	Summit® 1.28 Round SmartHeight™ CTK* ADA	388-387	\$ 297.66	\$ 350.15	89	10	25-1/2" x 17" x 26-1/4"
4987CTK	Vanquish® 1.28 Elongated SmartHeight™ CTK* ADA	4987-2987	\$ 460.35	N/A	98	10	27-3/4" x 16" x 27-1/4"
5987CTK	Vanquish® 1.6 Elongated SmartHeight™ CTK* ADA	4987-3987	\$ 460.35	N/A	98	10	27-3/4" x 16" x 27-1/4"

*Less supply **Brentwood (4147CTK) and Waverly (4197CTK) are manufactured outside of the US.

SANITARYWARE

REFERENCES

PARTS & ACCESSORIES CROSS REFERENCE CHART

REFERENCE
— TOILETS —

Tank Model #	Trip Lever Model #	Trip Lever Finishes*						Alternate Trip Lever Model #	Flush Valve Model #	Fill Valve Model #	Water Consumption (gpf)	
		Chrome	Satin Nickel	Sicilian Bronze	Color Match							
					White	Biscuit	Bone					
035	42	•						41	210-1112	08-1112	3.5	
106	69	•	+	+					206-1112	2206	1.6	
119/119CL/119RH	50	•							EcoFlush™		Dual Flush (1.1 / 1.6)	
122	47	•							Sloan Flushmate III™		1.6	
123	45	•							Sloan Flushmate III™		1.6	
123RH	49	•							Sloan Flushmate III™		1.6	
125	40	•						55	211-1112	08ULF-1112	1.6	
153	45	•							Sloan Flushmate IV™		1.0	
153RH	49	•							Sloan Flushmate IV™		1.0	
154	47	•							Sloan Flushmate IV™		1.0	
155	45	•							Sloan Flushmate III™		1.28	
155RH	49	•							Sloan Flushmate III™		1.28	
160	40	•						55	211-1112	08ULF-1112	1.6	
160RH	40RH	•							211-1112	08ULF-1112	1.6	
161	40	•						55	211-1112	Fluidmaster® 400A	1.6	
165	40	•				+	+	+	55	211-1112	08ULF-1112	1.6
170	40	•							55	211-1112	08ULF-1112	1.6
171	40	•				+	+	+	55	211-1112	Fluidmaster® 400A	1.6
172	31	•							203A	2206	1.6	
172RH	31RH	•							203A	2206	1.6	
173/173FM	31					•	•	•	203A	2206	1.6	
173RH/173FMRH	31RH					•			203A	2206	1.6	
174	31	+				•	•	•	203A	2206	1.6	
175	40	•				+	+	+	55	211-1112	08ULF-1112	1.6
178	78	•	+						208E	90	Dual Flush (1.1 / 1.6)	
180	40					•	•	•	55	211-1112	08ULF-1112	1.6
181	40					•	•	•	55	211-1112	Fluidmaster® 400A	1.6
188	87	•							206-1112	2206	1.6	
190	40					•	•	•	55	211-1112	08ULF-1112	1.6
376	59	+				•			2037-1212	Fluidmaster® 400A	1.6	
376RH	59RH	+				•			2037-1212	Fluidmaster® 400A	1.6	
377	59	+				•			2036-1212	Fluidmaster® 400A	1.28	
377RH	59RH	+				•			2036-1212	Fluidmaster® 400A	1.28	
386	57	•	+	+					2037-1212	Fluidmaster® 400A	1.6	
386LT	57	•	+	+					2037-1212	Fluidmaster® 400A	1.6	
386RH	57RH	•							2037-1212	Fluidmaster® 400A	1.6	
387	57	•	+	+					2036-1212	Fluidmaster® 400A	1.28	
387LT	57	•	+	+					2036-1212	Fluidmaster® 400A	1.28	
387RH	57RH	•							2036-1212	Fluidmaster® 400A	1.28	
704	47	•							Sloan Flushmate IV™		1.0	
705NS	73	•							204	2206	1.6	
708	73	•							204	2206	1.28	
722	70 or 73	•							204	2206	1.6	
1012 & 3012	79	•							209	90-9	1.0	

*Model number can be found on inner tank wall.

PARTS & ACCESSORIES CROSS REFERENCE CHART (CONTINUED)

Tank Model #	Trip Lever Model #	Trip Lever Finishes*						Alternate Trip Lever Model #	Flush Valve Model #	Fill Valve Model #	Water Consumption (gpf)
		Chrome	Satin Nickel	Sicilian Bronze	Color Match						
					White	Biscuit	Bone				
1386	57	•						206-1212	2206	1.6	
1386RH	57RH	•						206-1212	2206	1.6	
2916	77	•						2916-1112	2206	1.28	
2987	39	•						2987-1112	Fluidmaster® 400A	1.28	
3106	69	•	+	+				206-1112	2206	1.28	
3108	66	•	+	+				206-1112	2206	1.28	
3120	31	•						228	Fluidmaster® 400A	1.28	
3120RH	31RH	•						228	Fluidmaster® 400A	1.28	
3121	31				•	•	•	228	Fluidmaster® 400A	1.28	
3121RH	31RH				•			228	Fluidmaster® 400A	1.28	
3122	31	+			•	•	•	228	Fluidmaster® 400A	1.28	
3125	31	+			•			228	Fluidmaster® 400A	1.28	
3147 & 3148	76	•	+	+				206-1112	2206	1.6 & 1.28	
3165	31	+			•	•	•	228	Fluidmaster® 400A	1.28	
3173	31	+			•	•	•	228	Fluidmaster® 400A	1.28	
3173RH	31RH				•			228	Fluidmaster® 400A	1.28	
3174	31	+			•	•	•	228	2206	1.28	
3185	85	•						206-1112	2206	1.28	
3195	72	•	+					206-1112	2206	1.28	
3386	33	•						308	2206	1.1-1.6	
3816	58	•						216	2206	1.28	
3816RH	58RH	•						216	2206	1.28	
3916	77	•						206-1112	2206	1.6	
3987	39	•						3987-1112	Fluidmaster® 400A	1.6	
4321	20	•						Elem Flush Valve	Elem Fill Valve	1.28	

• = included on tank model listed + = other available finish, sold separately

*Model number can be found on inner tank wall.

BOWL / TANK COMPATIBILITY REFERENCE CHART

Bowl Model #	Compatible Tank Model Numbers	Product Family
117	125*, 160, 160RH, 161, 165, 170, 172, 173, 173RH, 174, 175, 180, 181, 190	Alto® 1.6
	3120, 3125*, 3165, 3173, 3173RH, 3174	Alto® 1.28
130	125*, 160, 160RH, 161, 165, 170, 172, 173, 173RH, 174, 175, 180, 181, 190	Alto® 1.6
	3120, 3125*, 3165, 3173, 3173RH, 3174	Alto® 1.28
131	160, 160RH, 161, 165, 170, 172, 173, 173RH, 174, 175, 180, 181, 190	Alto® 1.6
	3120, 3165, 3173, 3173RH, 3174	Alto® 1.28
135	125*, 160, 160RH, 161, 165, 170, 172, 173, 173RH, 174, 175, 180, 181, 190	Alto® 1.6
	3120, 3125*, 3165, 3173, 3173RH, 3174	Alto® 1.28
137	125*, 160, 160RH, 161, 165, 170, 172, 173, 173RH, 174, 175, 180, 181, 190	Alto® 1.6
	3120, 3125*, 3165, 3173, 3173RH, 3174	Alto® 1.28
138	160, 160RH, 161, 165, 170, 172, 173, 173RH, 174, 175, 180, 181, 190	Alto® 1.6
	3120, 3165, 3173, 3173RH, 3174	Alto® 1.28
139NS	160, 160RH, 161, 165, 170, 172, 173, 173RH, 174, 175, 180, 181, 190	Alto® 1.6
	3120, 3165, 3173, 3173RH, 3174	Alto® 1.28
144	122, 123, 123RH, 153, 153RH, 154, 155, 155RH	Quantum™
146	122, 123, 123RH, 153, 153RH, 154, 155, 155RH	Quantum™
147	122, 123, 123RH, 153, 153RH, 154, 155, 155RH	Quantum™
148	122, 123, 123RH, 153, 153RH, 154, 155, 155RH	Quantum™
148-10	122, 123, 123RH (1.6 gpf only)	Quantum™
149	122, 123, 123RH, 153, 153RH, 154, 155, 155RH	Quantum™
151	122, 123, 123RH, 153, 153RH, 154, 155, 155RH	Quantum™
177	178	Enso®
380	387, 387RH, 387LT, 386, 386RH, 386LT, 3386	Summit® 1.28, 1.6 & DF
	376, 376RH, 377, 377RH	Summit® Pro 1.28 & 1.6
382	387, 387RH, 387LT, 386, 386RH, 386LT, 3386	Summit® 1.28, 1.6 & DF
	376, 376RH, 377, 377RH	Summit® Pro 1.28 & 1.6
384	387, 387RH, 387LT, 386, 386RH, 386LT, 3386	Summit® 1.28, 1.6 & DF
	376, 376RH, 377, 377RH	Summit® Pro 1.28 & 1.6
385	386, 386RH	Summit® 1.6
	376, 376RH, 377, 377RH	Summit® Pro 1.28 & 1.6
388	387, 387RH, 387LT, 386, 386RH, 386LT, 3386	Summit® 1.28, 1.6 & DF
	376, 376RH, 377, 377RH	Summit® Pro 1.28 & 1.6
1014	1012	Maverick™ 1.0
4115	3106, 106	Barrett™ 1.28 & 1.6
1384	1386, 1386RH	Protector® 1.6
4148	3148, 3147	Brentwood® 1.28 & 1.6
4197	3195	Waverly™
4810	3816, 3816RH	Cascade®
4817	3816, 3816RH	Cascade®
4977	2916, 3916	Denali® 1.28 & 1.6
4987	2987, 3987	Vanquish® 1.28 & 1.6

*14" Rough-In

SANITARYWARE

PARTS & ACCESSORIES

PARTS & ACCESSORIES CROSS REFERENCE CHART

Tank Model #	Trip Lever Model #	Trip Lever Finishes*						Alternate Trip Lever Model #	Flush Valve Model #	Fill Valve Model #	Water Consumption (gpf)
		Chrome	Satin Nickel	Sicilian Bronze	Color Match						
					White	Biscuit	Bone				
035	42	•						41	210-1112	08-1112	3.5
106	69	•	+	+					206-1112	2206	1.6
119/119CL/119RH	50	•							EcoFlush™		Dual Flush (1.1 / 1.6)
122	47	•							Sloan Flushmate III™		1.6
123	45	•							Sloan Flushmate III™		1.6
123RH	49	•							Sloan Flushmate III™		1.6
125	40	•						55	211-1112	08ULF-1112	1.6
153	45	•							Sloan Flushmate IV™		1.0
153RH	49	•							Sloan Flushmate IV™		1.0
154	47	•							Sloan Flushmate IV™		1.0
155	45	•							Sloan Flushmate III™		1.28
155RH	49	•							Sloan Flushmate III™		1.28
160	40	•						55	211-1112	08ULF-1112	1.6
160RH	40RH	•							211-1112	08ULF-1112	1.6
161	40	•						55	211-1112	Fluidmaster® 400A	1.6
165	40	•			+	+	+	55	211-1112	08ULF-1112	1.6
170	40	•						55	211-1112	08ULF-1112	1.6
171	40	•			+	+	+	55	211-1112	Fluidmaster® 400A	1.6
172	31	•							203A	2206	1.6
172RH	31RH	•							203A	2206	1.6
173/173FM	31				•	•	•		203A	2206	1.6
173RH/173FMRH	31RH				•				203A	2206	1.6
174	31	+			•	•	•		203A	2206	1.6
175	40	•			+	+	+	55	211-1112	08ULF-1112	1.6
178	78	•	+						208E	90	Dual Flush (1.1 / 1.6)
180	40				•	•	•	55	211-1112	08ULF-1112	1.6
181	40				•	•	•	55	211-1112	Fluidmaster® 400A	1.6
188	87	•							206-1112	2206	1.6
190	40				•	•	•	55	211-1112	08ULF-1112	1.6
376	59	+			•				2037-1212	Fluidmaster® 400A	1.6
376RH	59RH	+			•				2037-1212	Fluidmaster® 400A	1.6
377	59	+			•				2036-1212	Fluidmaster® 400A	1.28
377RH	59RH	+			•				2036-1212	Fluidmaster® 400A	1.28
386	57	•	+	+					2037-1212	Fluidmaster® 400A	1.6
386LT	57	•	+	+					2037-1212	Fluidmaster® 400A	1.6
386RH	57RH	•							2037-1212	Fluidmaster® 400A	1.6
387	57	•	+	+					2036-1212	Fluidmaster® 400A	1.28
387LT	57	•	+	+					2036-1212	Fluidmaster® 400A	1.28
387RH	57RH	•							2036-1212	Fluidmaster® 400A	1.28
704	47	•							Sloan Flushmate IV™		1.0
705NS	73	•							204	2206	1.6
708	73	•							204	2206	1.28
722	70 or 73	•							204	2206	1.6
1012 & 3012	79	•							209	90-9	1.0

*Model number can be found on inner tank wall.

PARTS & ACCESSORIES CROSS REFERENCE CHART (CONTINUED)

Tank Model #	Trip Lever Model #	Trip Lever Finishes*						Alternate Trip Lever Model #	Flush Valve Model #	Fill Valve Model #	Water Consumption (gpf)
		Chrome	Satin Nickel	Sicilian Bronze	Color Match						
					White	Biscuit	Bone				
1386	57	•						206-1212	2206	1.6	
1386RH	57RH	•						206-1212	2206	1.6	
2916	77	•						2916-1112	2206	1.28	
2987	39	•						2987-1112	Fluidmaster® 400A	1.28	
3106	69	•	+	+				206-1112	2206	1.28	
3108	66	•	+	+				206-1112	2206	1.28	
3120	31	•						228	Fluidmaster® 400A	1.28	
3120RH	31RH	•						228	Fluidmaster® 400A	1.28	
3121	31				•	•	•	228	Fluidmaster® 400A	1.28	
3121RH	31RH				•			228	Fluidmaster® 400A	1.28	
3122	31	+			•	•	•	228	Fluidmaster® 400A	1.28	
3125	31	+			•			228	Fluidmaster® 400A	1.28	
3147 & 3148	76	•	+	+				206-1112	2206	1.6 & 1.28	
3165	31	+			•	•	•	228	Fluidmaster® 400A	1.28	
3173	31	+			•	•	•	228	Fluidmaster® 400A	1.28	
3173RH	31RH				•			228	Fluidmaster® 400A	1.28	
3174	31	+			•	•	•	228	2206	1.28	
3185	85	•						206-1112	2206	1.28	
3195	72	•	+					206-1112	2206	1.28	
3386	33	•						308	2206	1.1-1.6	
3816	58	•						216	2206	1.28	
3816RH	58RH	•						216	2206	1.28	
3916	77	•						206-1112	2206	1.6	
3987	39	•						3987-1112	Fluidmaster® 400A	1.6	
4321	20	•						Elem Flush Valve	Elem Fill Valve	1.28	

• = included on tank model listed + = other available finish, sold separately

*Model number can be found on inner tank wall.

TOILET SEATS



SB900
SB900
COMMERCIAL
ELONGATED

- Heavy duty plastic, open front
- Includes mounting hardware and instructions

COMMERCIAL TOILET SEATS

Model #	Product Description	Color	Part #	List Price	
				Standard	Premium
SB900	Toilet Seat, Elongated, Open Front	White	007471900	\$ 50.60	

Standard Colors: White



SB700
SB700
SLOW CLOSE
ELONGATED

- Heavy duty plastic, closed front
- Slow close technology gently and quietly closes toilet seat lid
- Includes mounting hardware and instructions



ENSO®
SB1500
SLOW CLOSE
ELONGATED



SLOW CLOSE TOILET SEATS

Model #	Product Description	Color	Part #	List Price	
				Standard	Premium
SB700	Standard Toilet Seat, Slow Close, Elongated, Closed Front	White	007470700		
		Biscuit	007470705	\$ 58.04	\$ 58.04
		Bone	007470743		
SB1500	Enso® Toilet Seat, Slow Close, Elongated, Closed Front	White	007471500	\$ 121.11	N/A
SB4000	Vanquish® Toilet Seat, Slow Close, Side-Hinged, Elongated, Closed Front	White	007474000	\$ 128.75	N/A

Standard Colors: White Premium Colors: Biscuit • Bone



YANQUISH®
SB4000
SLOW CLOSE, SIDE-HINGED
ELONGATED



SB100
SB100
STANDARD
ROUND

- Plastic, closed front
- Includes mounting hardware and instructions

STANDARD TOILET SEATS

Model #	Product Description	Color	Part #	List Price	
				Standard	Premium
SB100	Toilet Seat, Round, Closed Front	White	007470055		
		Biscuit	007470056	\$ 23.49	\$ 23.49
		Bone	007470058		
SB200	Toilet Seat, Elongated, Closed Front	White	007470038		
		Biscuit	007470039	\$ 28.52	\$ 28.52
		Bone	007470041		

Standard Colors: White Premium Colors: Biscuit • Bone



SB200
SB200
STANDARD
ELONGATED

TANK LIDS



160-LID



165-LID



106-LID



3147-LID



3816-LID



3916-LID



4320-LID



178-LID

ALTO® TANK LIDS

Model #	Product Description	List Price	
		Standard	Premium
160-LID	Alto® Tank Lid - Fits tank models 160, 160RH, 161, 170, 172, 173, 173RH, 174, 180, 181, 190, 3120, 3173, 3173RH and 3174	\$ 45.86	\$ 57.37
165-LID	Alto® Tank Lid, Cover Lock - Fits tank models 165, 175 and 3165	\$ 58.24	N/A

Standard Colors: White Premium Colors: Biscuit • Bone

BARRETT™ TANK LIDS

Model #	Product Description	List Price	
		Standard	Premium
106-LID	Barrett™ Tank Lid - Fits tank models 106 and 3106	\$ 75.35	\$ 86.43

Standard Colors: White Premium Colors: Biscuit

BRENTWOOD® TANK LIDS

Model #	Product Description	List Price	
		Standard	Premium
3147-LID	Brentwood® Tank Lid - Fits tank models 3147 and 3148	\$ 77.20	\$ 88.54

Standard Colors: White Premium Colors: Biscuit

CASCADE® TANK LID

Model #	Product Description	List Price
		Standard
3816-LID	Cascade® Tank Lid - Fits tank model 3816	\$ 46.09

Standard Colors: White

DENALI® TANK LID

Model #	Product Description	List Price
		Standard
3916-LID	Denali® Tank Lid - Fits tank models 3916 and 2916	\$ 86.19

Standard Colors: White

ELEMENTARY™ TANK LID

Model #	Product Description	List Price
		Standard
4320-LID	Elementary™ Tank Lid, Cover Lock - Fits tank model 4321	\$ 66.87

Standard Colors: White

ENSO® TANK LID

Model #	Product Description	List Price
		Standard
178-LID	Enso® Tank Lid, Push Button Actuator - Fits tank model 178	\$ 73.02

Standard Colors: White

TANK LIDS



1012-LID



122-LID



386-LID



3386-LID



3987-LID



3195-LID



125-LID

MAVERICK™ TANK LID

Model #	Product Description	List Price	
		Standard	
1012-LID	Maverick™ Tank Lid - Fits tank models 1012 and 3012		\$ 84.92

Standard Colors: White

QUANTUM™ TANK LID

Model #	Product Description	List Price	
		Standard	
122-LID	Quantum™ Tank Lid - Fits tank models 154 and 122		\$ 76.11

Standard Colors: White

SUMMIT® TANK LIDS

Model #	Product Description	List Price	
		Standard	Premium
386-LID	Summit® Tank Lid - Fits tank models 376, 376RH, 377, 377RH, 386, 386RH, 386LT, 387, 387RH, 387LT and 1386	\$ 84.92	\$ 97.49
3386-LID	Summit® Tank Lid, Push Button Actuator - Fits tank model 3386	\$ 88.51	\$ 97.39

Standard Colors: White Premium Colors: Biscuit • Bone

VANQUISH® TANK LID

Model #	Product Description	List Price	
		Standard	
3987-LID	Vanquish® Tank Lid - Fits tank models 2987 and 3987		\$ 85.49

Standard Colors: White

WAVERLY™ TANK LID

Model #	Product Description	List Price	
		Standard	
195-LID	Waverly™ Tank Lid - Fits tank model 3195		\$ 75.75

Standard Colors: White

STANDARD TANK LID

Model #	Product Description	List Price	
		Standard	Premium
125-LID	Tank Lid - Fits tank models 123, 123RH, 125, 153, 153RH, 155 and 3125	\$ 75.38	\$ 87.76

Standard Colors: White Premium Colors: Biscuit • Bone

TRIP LEVERS



31CH



31RHCH

Plastic trip lever with front mount for flapper flush valve. Includes locknut for assembly.

31 TRIP LEVER

Model #	Product Description	Color	Part #	List Price (Ea.)	Pack	Master Carton Qty
31WHT	Trip Lever, Left-Hand	White	001238865	\$ 6.70	N/A	N/A
31BONE		Bone	001238889			
31BISC		Biscuit	001238890			
31CH		Chrome	001238864			
31RHWHT	Trip Lever, Right-Hand	White	001238866	\$ 6.70	N/A	N/A
31RHCH		Chrome	001238856			



33CH

Plastic push button actuator with top mount. Includes locknut for assembly.

33 ACTUATOR

Model #	Product Description	Color	Part #	List Price (Ea.)	Pack	Master Carton Qty
33CH	Push Button Actuator	Chrome	005614500	\$ 36.30	Bulk Bagged	N/A



39CH

Metal, side mount trip lever. Includes locknut for assembly.

39 TRIP LEVER

Model #	Product Description	Color	Part #	List Price (Ea.)	Pack	Master Carton Qty
39CH	Trip Lever, Left-Hand	Chrome	001230039	\$ 33.99	N/A	N/A



40CH



40RHCH

Plastic trip lever with front mount for tower flush valve. Includes locknut for assembly.

40 TRIP LEVER

Model #	Product Description	Color	Part #	List Price (Ea.)	Pack	Master Carton Qty
40WHT-P	Trip Lever, LH, Single Unit	White	006304002	\$ 6.70	Blister View	N/A
40WHT-P-5	Trip Lever, LH, 5 Unit		006304002	\$ 5.87	Blister View	5*
40WHT-20	Trip Lever, LH, 20 Unit		160000013	\$ 3.67	Bulk Packed	20*
40BONE-P	Trip Lever, LH, Single Unit	Bone	006306031	\$ 6.70	Blister View	N/A
40BONE-P-5	Trip Lever, LH, 5 Unit		006306031	\$ 5.87	Blister View	5*
40BONE-20	Trip Lever, LH, 20 Unit		160000016	\$ 3.67	Bulk Packed	20*
40BISC-P	Trip Lever, LH, Single Unit	Biscuit	006306032	\$ 6.70	Blister View	N/A
40BISC-P-5	Trip Lever, LH, 5 Unit		006306032	\$ 5.87	Blister View	5*
40BISC-20	Trip Lever, LH, 20 Unit		160000018	\$ 3.67	Bulk Packed	20*
40CH-P	Trip Lever, LH, Single Unit	Chrome	006306030	\$ 6.70	Blister View	N/A
40CH-P-10	Trip Lever, LH, 10 Unit		006306030	\$ 5.87	Blister View	10*
40CH-P-20	Trip Lever, LH, 20 Unit		006306030	\$ 5.58	Blister View	20*
40CH-20	Trip Lever, LH, 20 Unit		160000015	\$ 3.62	Bulk Packed	20*
40CH-50	Trip Lever, LH, 50 Unit		160000015	\$ 3.50	Bulk Packed	50*
40RHCH	Trip Lever, Right-Hand		Chrome	160000014	\$ 4.24	N/A

*No broken cartons

TRIP LEVERS



41CH

“Universal” plastic trip lever with front mount installation. Special ABS arm can be shaped to fit a variety of toilet tank trim configurations. Works with all type of flush valve connections: lift wire, direct or chain. Includes locknut for assembly.

41 TRIP LEVER

Model #	Product Description	Color	Part #	List Price (Ea.)	Pack	Master Carton Qty
41CH-P	Trip Lever, LH, Single Unit	Chrome	006300025	\$ 6.70	Blister View	N/A
41CH-P-10	Trip Lever, LH, 10 Unit		006300025	\$ 5.87	Blister View	10*
41CH-P-20	Trip Lever, LH, 20 Unit		006300025	\$ 5.58	Blister View	20*
41CH-20	Trip Lever, LH, 20 Unit		410000010	\$ 3.62	Bulk Packed	20*
41CH-50	Trip Lever, LH, 50 Unit		410000010	\$ 3.50	Bulk Packed	50*

*No broken cartons



42CH

Plastic trip lever with front mount installation. Includes locknut for assembly.

42 TRIP LEVER

Model #	Product Description	Color	Part #	List Price (Ea.)	Pack	Master Carton Qty
42CH-P	Trip Lever, LH, Single Unit	Chrome	006306033	\$ 6.70	Blister View	N/A
42CH-P-10	Trip Lever, LH, 10 Unit		006306033	\$ 5.87	Blister View	10*
42CH-P-20	Trip Lever, LH, 20 Unit		006306033	\$ 5.58	Blister View	20*
42CH-20	Trip Lever, LH, 20 Unit		001238867	\$ 3.70	Bulk Packed	20*
42CH-50	Trip Lever, LH, 50 Unit		001238867	\$ 3.67	Bulk Packed	50*

*No broken cartons



43CH

Plastic trip lever with front mount installation. Includes locknut for assembly.

43 TRIP LEVER

Model #	Product Description	Color	Part #	List Price (Ea.)	Pack	Master Carton Qty
43CH-P	Trip Lever, LH, Single Unit	Chrome	006306034	\$ 6.70	Blister View	N/A
43CH-P-10	Trip Lever, LH, 10 Unit		006306034	\$ 5.87	Blister View	10*
43CH-P-20	Trip Lever, LH, 20 Unit		006306034	\$ 5.58	Blister View	20*
43CH-20	Trip Lever, LH, 20 Unit		430000010	\$ 3.70	Bulk Packed	20*
43CH-50	Trip Lever, LH, 50 Unit		430000010	\$ 3.67	Bulk Packed	50*

*No broken cartons



44CH

Plastic trip lever with front mount installation. Includes locknut for assembly.

44 TRIP LEVER

Model #	Product Description	Color	Part #	List Price (Ea.)	Pack	Master Carton Qty
44CH	Trip Lever, Left-Hand	Chrome	001238874	\$ 7.57	N/A	N/A



45CH

Metal trip lever with front mount installation. Zinc die-cast handle and brass arm. Includes locknut for assembly.

45 TRIP LEVER

Model #	Product Description	Color	Part #	List Price (Ea.)	Pack	Master Carton Qty
45CH	Trip Lever, Left-Hand	Chrome	001230126	\$ 13.35	N/A	N/A

TRIP LEVERS



46CH

Metal trip lever with front mount installation. Zinc die-cast handle and brass arm. Includes locknut for assembly.

46 TRIP LEVER

Model #	Product Description	Color	Part #	List Price (Ea.)	Pack	Master Carton Qty
46CH	Trip Lever, Left-Hand	Chrome	005313560	\$ 30.30	N/A	N/A



47CH

Plastic, top mount push button actuator. Includes locknut for assembly.

47 ACTUATOR

Model #	Product Description	Color	Part #	List Price (Ea.)	Pack	Master Carton Qty
47CH	Push Button Actuator	Chrome	001230246	\$ 36.30	N/A	N/A



48CH

Metal, side mount push button actuator. Durable, zinc die-cast construction. Includes locknut and actuator arm assembly.

48 ACTUATOR

Model #	Product Description	Color	Part #	List Price (Ea.)	Pack	Master Carton Qty
48CH	Push Button Actuator	Chrome	001230118	\$ 37.24	N/A	N/A



49RHCH

Metal trip lever with front mount installation. Durable zinc die-cast handle with brass arm. Includes locknut for assembly.

49 TRIP LEVER

Model #	Product Description	Color	Part #	List Price (Ea.)	Pack	Master Carton Qty
49RHCH	Trip Lever, Right-Hand	Chrome	001230127	\$ 15.16	N/A	N/A



50CH

Left- or right-handed, front mount trip lever. Durable zinc die-cast handle.

50 TRIP LEVER

Model #	Product Description	Color	Part #	List Price (Ea.)	Pack	Master Carton Qty
50CH	Trip Lever, Left- or Right-Hand	Chrome	005313602	\$ 24.03	N/A	N/A



51CH

Metal trip lever with side mount installation. Zinc die-cast handle with brass arm. Includes locknut for assembly.

51 TRIP LEVER

Model #	Product Description	Color	Part #	List Price (Ea.)	Pack	Master Carton Qty
51CH	Trip Lever, Left-Hand	Chrome	005613572	\$ 22.94	N/A	N/A
51RHCH	Trip Lever, Right-Hand		005613571	\$ 22.94	N/A	N/A



51RHCH



54CH

Metal trip lever with front mount installation. Includes locknut for assembly.

54 TRIP LEVER

Model #	Product Description	Color	Part #	List Price (Ea.)	Pack	Master Carton Qty
54CH	Trip Lever, Left-Hand	Chrome	001230135	\$ 33.24	N/A	N/A

TRIP LEVERS



55CH



55RHCH

“Universal” metal trip lever with front mount installation. Zinc die-case handle. Shaped to fit a variety of toilet tank manufacturers and trim configurations. Includes locknut for assembly.

55 TRIP LEVER

Model #	Product Description	Color	Part #	List Price (Ea.)		Pack	Master Carton Qty
				Standard	Premium		
55CH-P	Trip Lever, LH, Single Unit	Chrome	006306035	\$ 15.42	-	Blister View	N/A
55CH-P-5	Trip Lever, LH, 5 Unit	Chrome	006306035	\$ 13.35	-	Blister View	5*
55CH-P-10	Trip Lever, LH, 10 Unit	Chrome	006306035	\$ 11.62	-	Blister View	10*
55SN-P	Trip Lever, LH, Single Unit	Satin Nickel	006306037	-	\$ 50.22	Blister View	N/A
55SN-P-5	Trip Lever, LH, 5 Unit	Satin Nickel	006306037	-	\$ 43.67	Blister View	5*
55SN-P-10	Trip Lever, LH, 10 Unit	Satin Nickel	006306037	-	\$ 41.90	Blister View	10*
55SB-P	Trip Lever, LH, Single Unit	Sicilian Bronze	006306038	-	\$ 50.09	Blister View	N/A
55RHCH**	Trip Lever, RH	Chrome	001230130	\$ 16.18	-	N/A	N/A

*No broken cartons **Not compatible with model 160RH



57CH

Metal trip lever with front mount installation. Includes locknut for assembly.

57 TRIP LEVER

Model #	Product Description	Color	Part #	List Price (Ea.)		Pack	Master Carton Qty
				Standard	Premium		
57CH	Trip Lever, Left-Hand	Chrome	001230157	\$ 33.24	-	N/A	N/A
57SN		Satin Nickel	001230163	-	\$ 53.71		
57SB		Sicilian Bronze	001230164	-	\$ 53.71		
57RHCH	Trip Lever, Right-Hand	Chrome	001230160	\$ 34.90	-		



58CH



58RHCH

Plastic trip lever with front mount installation. Includes locknut for assembly.

58 TRIP LEVER

Model #	Product Description	Color	Part #	List Price (Ea.)	Pack	Master Carton Qty
58CH	Trip Lever, Left-Hand	Chrome	005313670	\$ 20.95	N/A	N/A
58RHCH	Trip Lever, Right-Hand	Chrome	005313671	\$ 22.37	N/A	N/A



59CH



59RHCH

Metal, front mount trip lever with durable powder coat or chrome finish. Includes locknut for assembly.

59 TRIP LEVER

Model #	Product Description	Color	Part #	List Price (Ea.)	Pack	Master Carton Qty
59WHT	Trip Lever, Left-Hand	White	001230059	\$ 30.92	N/A	N/A
59CH		Chrome	001230359	\$ 33.24		
59RHWHT	Trip Lever, Right-Hand	White	001230159	\$ 30.92		
59RHCH		Chrome	001230459	\$ 33.24		



66CH

Metal trip lever with side mount installation. Includes locknut for assembly.

66 TRIP LEVER

Model #	Product Description	Color	Part #	List Price (Ea.)		Pack	Master Carton Qty
				Standard	Premium		
66CH	Trip Lever, Left-Hand	Chrome	005313704	\$ 33.22	-	N/A	N/A
66SN		Satin Nickel	005313705	-	\$ 57.79		
66SB		Sicilian Bronze	005313706	-	\$ 57.79		

TRIP LEVERS



69CH

Metal trip lever with side mount installation. Includes locknut for assembly.

69 TRIP LEVER

Model #	Product Description	Color	Part #	List Price (Ea.)		Pack	Master Carton Qty
				Standard	Premium		
69CH	Trip Lever, Left-Hand	Chrome	005313701	\$ 21.64	-	N/A	N/A
69SN		Satin Nickel	005313702	-	\$ 46.27		
69SB		Sicilian Bronze	005313703	-	\$ 46.27		



70CH

Metal trip lever with side mount installation. Durable metal handle with brass arm. Includes locknut for assembly.

70 TRIP LEVER

Model #	Product Description	Color	Part #	List Price (Ea.)		Pack	Master Carton Qty
				Standard	Premium		
70CH	Trip Lever, Left-Hand	Chrome	005613583	\$ 25.65	-	N/A	N/A
70SN		Satin Nickel	005613587	-	\$ 54.59		



72CH

Metal, front mount trip lever with color-match ceramic insert. Includes locknut for assembly.

72 TRIP LEVER

Model #	Product Description	Color	Part #	List Price (Ea.)	Pack	Master Carton Qty
72CHBONE	Chrome/Bone	005313641	\$ 33.22			
72CHBISC	Chrome/Biscuit	005313642	\$ 33.22			



73CH

Metal trip lever with side mount installation. Includes locknut for assembly.

73 TRIP LEVER

Model #	Product Description	Color	Part #	List Price (Ea.)	Pack	Master Carton Qty
73CH	Trip Lever, Left-Hand	Chrome	005313654	\$ 32.25	N/A	N/A



76CH

Metal trip lever with front mount installation. Includes locknut for assembly.

76 TRIP LEVER

Model #	Product Description	Color	Part #	List Price (Ea.)		Pack	Master Carton Qty
				Standard	Premium		
76CH	Trip Lever, Left-Hand	Chrome	005313801	\$ 33.24	-	N/A	N/A
76SN		Satin Nickel	005313802	-	\$ 57.83		
76SB		Sicilian Bronze	005313803	-	\$ 57.83		



77CH

Metal trip lever with side mount installation. Includes locknut for assembly.

77 TRIP LEVER

Model #	Product Description	Color	Part #	List Price (Ea.)	Pack	Master Carton Qty
77CH	Trip Lever, Left-Hand	Chrome	001230136	\$ 33.24	N/A	N/A



78CH

Chrome-plated, top mount ABS push button actuator with locknut for assembly.

78 ACTUATOR

Model #	Product Description	Color	Part #	List Price (Ea.)	Pack	Master Carton Qty
78CH	Push Button Actuator	Chrome	005313678	\$ 36.30	N/A	N/A

TRIP LEVERS



79CH

Chrome-plated, top mount ABS push button actuator with locknut for assembly.

79 ACTUATOR

Model #	Product Description	Color	Part #	List Price (Ea.)	Pack	Master Carton Qty
				Standard		
79CH	Push Button Actuator	Chrome	005313690	\$ 30.05	N/A	N/A



85CH

Metal trip lever with front mount installation. Includes locknut for assembly.

85 TRIP LEVER

Model #	Product Description	Color	Part #	List Price (Ea.)	Pack	Master Carton Qty
				Standard		
85CH	Trip Lever, Left-Hand	Chrome	005313652	\$ 21.64	N/A	N/A




87CH

Metal trip lever with front mount installation. Includes locknut for assembly.

87 TRIP LEVER

Model #	Product Description	Color	Part #	List Price (Ea.)	Pack	Master Carton Qty
				Standard		
87CH	Trip Lever, Left-Hand	Chrome	005313653	\$ 21.64	N/A	N/A

TANK TRIM



08-1112



- Adjustable water level — Snap action shut-off
- Unified construction — Non-electrolytic and non-corrosive
- Efficient operation at low or high water pressures
- Includes 7-1/2" float rod, 7" refill tube, acetal locknut and coupling nut

08 ANTI-SIPHON PLASTIC BALLCOCKS

Model #	Product Description	Part Number	List Price (Ea.)	Pack	Master Carton Qty	Master Carton Weight (lbs.)
10" Length						
08-10	Anti-Siphon Ballcock, 3.5 gpf, Single Unit	800010000	\$ 14.87	Ind. Boxed	N/A	N/A
08-10-20	Anti-Siphon Ballcock, 3.5 gpf, 20 Unit	800010000	\$ 13.52	Ind. Boxed	20*	17
08ULF-10	Anti-Siphon Ballcock, 1.6 gpf, Single Unit	800010001	\$ 14.87	Ind. Boxed	N/A	N/A
08ULF-10-20	Anti-Siphon Ballcock, 1.6 gpf, 20 Unit	800010001	\$ 13.52	Ind. Boxed	20*	18
10-3/4" Length						
08-1034	Anti-Siphon Ballcock, 3.5 gpf, Single Unit	800010750	\$ 14.87	Ind. Boxed	N/A	N/A
08-1034-20	Anti-Siphon Ballcock, 3.5 gpf, 20 Unit	800010750	\$ 13.52	Ind. Boxed	20*	17
08ULF-1034	Anti-Siphon Ballcock, 1.6 gpf, Single Unit	800010751	\$ 14.87	Ind. Boxed	N/A	N/A
08ULF-1034-20	Anti-Siphon Ballcock, 1.6 gpf, 20 Unit	800010751	\$ 13.52	Ind. Boxed	20*	18
11-1/2" Length						
08-1112	Anti-Siphon Ballcock, 3.5 gpf, Single Unit	800011500	\$ 14.87	Ind. Boxed	N/A	N/A
08-1112-20	Anti-Siphon Ballcock, 3.5 gpf, 20 Unit	800011500	\$ 13.52	Ind. Boxed	20*	17
08ULF-1112	Anti-Siphon Ballcock, 1.6 gpf, Single Unit	800011501	\$ 14.87	Ind. Boxed	N/A	N/A
08ULF-1112-20	Anti-Siphon Ballcock, 1.6 gpf, 20 Unit	800011501	\$ 13.52	Ind. Boxed	20*	18

COMPONENT PARTS

Model #	Product Description	Part Number	List Price (Ea.)	Pack	Master Carton Qty	Master Carton Weight (lbs.)
342-2067-50	Upper Diaphragm, 50 Unit	003422067	\$ 0.82	Ind. Packed	50*	N/A
342-2067-100	Upper Diaphragm, 100 Unit	003422067	\$ 0.69	Ind. Boxed	100*	
936-2069-50	Lower Diaphragm, 50 Unit	009362069	\$ 0.96	Ind. Packed	50*	
936-2069-100	Lower Diaphragm, 100 Unit	009362069	\$ 0.82	Ind. Boxed	100*	
660-3718-50	Plunger, 50 Unit	006603718	\$ 0.54	Ind. Packed	50*	
660-3718-100	Plunger, 100 Unit	006603718	\$ 0.46	Ind. Boxed	100*	
609-5413-20	Cap Nut, 20 Unit	006095413	\$ 1.24	Ind. Packed	N/A	
123-7838	Cap and Lever Assembly, Single Unit	001237838	\$ 3.80	Ind. Packed	N/A	
123-7838-20	Cap and Lever Assembly, 20 Unit	001237838	\$ 3.43	Ind. Packed	N/A	

*No broken cartons

90 FILL VALVE

Model #	Product Description	Part Number	List Price (Ea.)	Pack	Master Carton Qty	Master Carton Weight (lbs.)
90	Fill Valve, 1.1 - 1.6 gpf	001304035	\$ 18.85	Ind. Packed	N/A	N/A
90-9	Fill Valve, 1.0 gpf	001304036	\$ 18.85	Ind. Packed		



90

- Adjustable water level
- Provides 1.0 gpf to 1.6 gpf low water consumption, depending on model

PARTS & ACCESSORIES
— TANK TRIM —



- 2" Flapper
- Provides 1.6 gpf / 6.0 lpf low water consumption

203A

203A 2" FLAPPER FLUSH VALVE

Model #	Product Description	Part Number	List Price (Ea.)	Pack	Master Carton Qty	Master Carton Weight (lbs.)
203A	Flapper Flush Valve, 2"	001304173	\$ 9.52	-	N/A	N/A



- 3" Flapper
- Provides 1.6 gpf / 6.0 lpf low water consumption

204

204 3" FLAPPER FLUSH VALVE

Model #	Product Description	Part Number	List Price (Ea.)	Pack	Master Carton Qty	Master Carton Weight (lbs.)
204	Flapper Flush Valve, 3"	001304033	\$ 13.88	-	N/A	N/A



- 3" Blue Rubber Flapper
- Provides 1.6 gpf / 6.0 lpf and 1.28 gpf / 4.8 lpf low water consumption

206-1112

206 3" FLAPPER FLUSH VALVE

Model #	Product Description	Part Number	List Price (Ea.)	Pack	Master Carton Qty	Master Carton Weight (lbs.)
206-1112	Flapper Flush Valve, 3", Blue Rubber	001304028	\$ 13.88	-	N/A	N/A
206-1212	Flapper Flush Valve, 3" Blue Rubber	001304387	\$ 14.40	-		



- Dual Flush Tower
- Provides 1.1 gpf and 1.6 gpf low water consumption

208E

208E DUAL FLUSH TOWER

Model #	Product Description	Part Number	List Price (Ea.)	Pack	Master Carton Qty	Master Carton Weight (lbs.)
208E	Dual Flush Tower	001304135	\$ 21.48	-	N/A	N/A



- Flush Tower
- Provides 1.0 gpf ultra low water consumption

209

209 FLUSH TOWER

Model #	Product Description	Part Number	List Price (Ea.)	Pack	Master Carton Qty	Master Carton Weight (lbs.)
209	Flush Tower	001304136	\$ 18.75	-	N/A	N/A

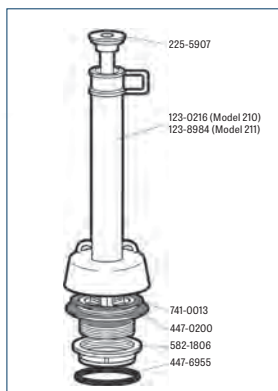
TANK TRIM



210



211



- Accommodates all trip levers — Direct or chain connection
- Includes shank gasket and locknut



216

- 3" Flapper
- Provides 1.28 gpf / 4.8 lpf high efficiency water consumption

210/211 PLASTIC FLUSH VALVES

Model #	Product Description	Part Number	List Price (Ea.)	Pack	Master Carton Qty	Master Carton Weight (lbs.)
10" Length						
211-1000	211 Flush Valve, Plastic, 1.6 gpf, Single Unit	300211009	\$ 10.37	Ind. Boxed	N/A	N/A
211-1000-10	211 Flush Valve, Plastic, 1.6 gpf, 10 Unit	300211009	\$ 9.42	Ind. Boxed	10*	12
10-3/4" Length						
210-1034	210 Flush Valve, Plastic, 3.5 gpf, Single Unit	300210007	\$ 10.37	Ind. Boxed	N/A	N/A
210-1034-10	210 Flush Valve, Plastic, 3.5 gpf, 10 Unit	300210007	\$ 9.42	Ind. Boxed	10*	12
211-1034	211 Flush Valve, Plastic, 1.6 gpf, Single Unit	300211007	\$ 10.37	Ind. Boxed	N/A	N/A
211-1034-10	211 Flush Valve, Plastic, 1.6 gpf, 10 Unit	300211007	\$ 9.42	Ind. Boxed	10*	12
11-1/2" Length						
210-1112-P	210 Flush Valve, Plastic, 3.5 gpf, Single Unit	106306007	\$ 11.33	Blister View	N/A	N/A
210-1112-P-4	210 Flush Valve, Plastic, 3.5 gpf, 4 Unit	106306007	\$ 10.65	Blister View	4*	12
210-1112	210 Flush Valve, Plastic, 3.5 gpf, Single Unit	300210000	\$ 10.37	Ind. Boxed	N/A	N/A
210-1112-10	210 Flush Valve, Plastic, 3.5 gpf, 10 Unit	300210000	\$ 9.42	Ind. Boxed	10*	12
211-1112-P	211 Flush Valve, Plastic, 1.6 gpf, Single Unit	106306008	\$ 11.33	Blister View	N/A	N/A
211-1112-P-4	211 Flush Valve, Plastic, 1.6 gpf, 4 Unit	106306008	\$ 10.65	Blister View	4*	12
211-1112	211 Flush Valve, Plastic, 1.6 gpf, Single Unit	300211000	\$ 10.37	Ind. Boxed	N/A	N/A
211-1112-10	211 Flush Valve, Plastic, 1.6 gpf, 10 Unit	300211000	\$ 9.42	Ind. Boxed	10*	12

COMPONENT PARTS

Model #	Product Description	Part Number	List Price (Ea.)	Pack	Master Carton Qty	Master Carton Weight (lbs.)
225-5907-20	Stop Cap, 210/211, 20 Unit	002255907	\$ 0.69	Bulk Packed	20*	N/A
225-5907-100	Stop Cap, 210/211, 100 Unit	002255907	\$ 0.41	Ind. Boxed	100*	
123-0216-20	Float Assembly, 210, 20 Unit	001230216	\$ 2.72	Bulk Packed	20*	
123-0216-50	Float Assembly, 210, 50 Unit	001230216	\$ 2.32	Bulk Packed	50*	
123-8984-20	Float Assembly, 211, 20 Unit	001238984	\$ 2.65	Bulk Packed	20*	
123-8984-50	Float Assembly, 211, 50 Unit	001238984	\$ 2.27	Bulk Packed	50*	
741-0013-50	Seal, Flush Valve 210/211, 50 Unit	007410013	\$ 1.16	Bulk Packed	50*	
741-0013-100	Seal, Flush Valve 210/211, 100 Unit	007410013	\$ 1.04	Bulk Packed	100*	
447-0200-50	Spud Gasket, Flush Valve 210/211, 50 Unit	004470200	\$ 1.08	Bulk Packed	50*	
447-6955-50	Tank-to-Bowl Gasket, 210/211, 50 Unit	004470200	\$ 2.05	Bulk Packed	50*	

*No broken cartons

216 3" FLAPPER FLUSH VALVE

Model #	Product Description	Part Number	List Price (Ea.)	Pack	Master Carton Qty	Master Carton Weight (lbs.)
216	Flapper Flush Valve, 3"	001304216	\$ 16.02	-	N/A	N/A

TANK TRIM



- Hybrid 3" to 2"
- 11-1/2"
- Provides 1.28 gpf / 4.8 lpf high efficiency water consumption

228

228 3" FLAPPER FLUSH VALVE

Model #	Product Description	Part Number	List Price (Ea.)	Pack	Master Carton Qty	Master Carton Weight (lbs.)
228	Flapper Flush Valve, 3"	001304400	\$ 13.88	-	N/A	N/A



- Dual Flush Tower
- Provides 1.1 gpf and 1.6 gpf low water consumption

308

308 3" DUAL FLUSH TOWER

Model #	Product Description	Part Number	List Price (Ea.)	Pack	Master Carton Qty	Master Carton Weight (lbs.)
308	Dual Flush Tower, 3"	001304500	\$ 21.47	-	N/A	N/A

COMPONENTS

Model #	Product Description	Part Number	List Price (Ea.)	Pack	Master Carton Qty	Master Carton Weight (lbs.)
741-0308	Seal, Dual Flush Valve	007410308	\$ 1.75	-	N/A	N/A



- 3" rigid plastic flapper with replaceable rubber seal
- Provides 1.28 gpf or 1.6 gpf low water consumption, depending on model

2037-1212

RIGID FLAPPER FLUSH VALVE

Model #	Product Description	Part Number	List Price (Ea.)	Pack	Master Carton Qty	Master Carton Weight (lbs.)
2036-1212	Rigid Flapper Flush Valve, Summit 1.28	001302036	\$ 15.94	-	N/A	N/A
2037-1212	Rigid Flapper Flush Valve, Summit 1.6	001302037				
2916-1112	Rigid Flapper Flush Valve, Denali 1.28	001302916				
2987-1112	Rigid Flapper Flush Valve, Vanquish 1.28	001302987				
3987-1112	Rigid Flapper Flush Valve, Vanquish 1.6	001303987				

COMPONENTS

Model #	Product Description	Part Number	List Price (Ea.)	Pack	Master Carton Qty	Master Carton Weight (lbs.)
630-0030	Seal Replacement, Flush Valve	007410013	\$ 3.27	-	N/A	N/A

PARTS & ACCESSORIES
— TANK TRIM —



- Efficient operation at low or high water pressures — Positive shut-off
- Sufficient refill to cover all water consumptions
- Includes refill tube and plastic coupling nut

2206-1112

2206 PILOT OPERATED, ANTI-SIPHON FILL VALVE

Model #	Product Description	Part Number	List Price (Ea.)	Pack	Master Carton Qty	Master Carton Weight (lbs.)
2206-1112	Anti-Siphon Fill Valve, 11-1/2"	001304216	\$ 18.83	Bulk	N/A	3

COMPONENTS

Model #	Product Description	Part Number	List Price (Ea.)	Pack	Master Carton Qty	Master Carton Weight (lbs.)
630-2206	Fill Valve Service Kit, 2206, Single Unit	106302206	\$ 4.51	Bliester View	1	N/A
630-2206-20	Fill Valve Service Kit, 2206, 20 Unit	106302206	\$ 3.81	Bliester View	20	N/A

HARDWARE



208/209

- Replacement seal
- Rubber



208E/209

- Replacement seal
- Rubber



BOLT CAPS

- Set includes two bolt caps and clips per poly bag



FLOOR KIT

208/209 FLUSH VALVE SEAL

Model #	Product Description	Part Number	List Price (Ea.)	Pack	Master Carton Qty	Master Carton Weight (lbs.)
342-1685-20	Seal, 208/209 Flush Valve, 20 Unit	003421685	\$ 2.72	Bulk	20*	N/A
342-1685-50	Seal, 208/209 Flush Valve, 50 Unit	003421685	\$ 2.17	Bulk	50*	N/A

*No broken cartons

208E/209 FLUSH TOWER SEAL

Model #	Product Description	Part Number	List Price (Ea.)	Pack	Master Carton Qty	Master Carton Weight (lbs.)
741-0016	Seal, 208E/209 Flush Valve, 20 Unit	007410016	\$ 3.08	Bulk	20*	N/A

*No broken cartons

BOLT CAPS

Model #	Product Description	Part Number	List Price (Ea.)	Pack	Master Carton Qty	Master Carton Weight (lbs.)
BCWHT	Bolt Caps, White, Pair	001238540	\$ 1.24	Poly Bagged	N/A	N/A
BCWHT-20	Bolt Caps, White, 20 Unit	001238540	\$ 0.96	Poly Bagged	20 sets*	N/A
BCBISC	Bolt Caps, Biscuit, Pair	001238543	\$ 1.24	Poly Bagged	N/A	N/A
BCBISC-10	Bolt Caps, Biscuit, 10 Unit	001238543	\$ 1.08	Poly Bagged	10 sets*	N/A
BCBONE	Bolt Caps, Bone, Pair	001238541	\$ 1.24	Poly Bagged	N/A	N/A
BCBONE-10	Bolt Caps, Bone, 10 Unit	001238541	\$ 1.08	Poly Bagged	10 sets*	N/A

*No broken cartons

- Includes two (2) plastic floor anchors, two (2) bowl anchor brackets, two (2) floor bolts, two (2) plastic sleeve washers, two (2) bowl anchoring screws, and two (2) plastic sleeve caps

ENSO FLOOR ANCHOR KIT

Model #	Product Description	Part Number	List Price (Ea.)	Pack	Master Carton Qty	Master Carton Weight (lbs.)
123-8577	Floor Anchor Kit	001238577	\$ 7.39	Ind. Bagged	N/A	N/A



FLOAT ROD

- 7-1/2" Float Rod
- Dichromate Aluminum
- Excellent corrosion resistance

FLOAT ROD

Model #	Product Description	Part Number	List Price (Ea.)	Pack	Master Carton Qty	Master Carton Weight (lbs.)
714-0424	Float Rod	007140424	\$ 0.96	Bulk	N/A	N/A



SPUD

- Includes brass locknut, rubber seal and friction ring

FLUSHOMETER – BOWL & URINAL SPUDS

Model #	Product Description	Part Number	List Price (Ea.)	Pack	Master Carton Qty	Master Carton Weight (lbs.)
23	Spud, Bottom Urinal / Top Bowl, Cast Brass, 1-1/2" x 1-1/2"	008420150	\$ 6.14	-	N/A	N/A
24	Spud, Top Urinal, Cast Brass, 1" x 1-3/4"	008420075	\$ 7.51	-	N/A	N/A



HANGER

- One-piece durable metal adjustable urinal or lavatory hanger

HANGER – LAVATORY & URINAL

Model #	Product Description	Part Number	List Price (Ea.)	Pack	Master Carton Qty	Master Carton Weight (lbs.)
471-3261	Hanger, Lav / Urinal	004713261	\$ 4.51	-	N/A	N/A

HARDWARE



HANGER

- Durable metal adjustable urinal hangers (set)

HANGER – URINAL

Model #	Product Description	Part Number	List Price (Ea.)	Pack	Master Carton Qty	Master Carton Weight (lbs.)
471-3265	Hanger, Urinal	004713265	\$ 2.17	-	N/A	N/A



SPUD KIT

- Includes sponge seal, 5/16" studs, chrome acorn nuts and oval washers

SPUD KIT – REAR OUTLET URINAL

Model #	Product Description	Part Number	List Price (Ea.)	Pack	Master Carton Qty	Master Carton Weight (lbs.)
531-0016	Spud Kit, Rear Outlet Urinal	005310016	\$ 26.60	Poly Bagged	N/A	N/A



REFILL TUBE

- 7" refill tube
- Flexible PVC

REFILL TUBE

Model #	Product Description	Part Number	List Price (Ea.)	Pack	Master Carton Qty	Master Carton Weight (lbs.)
918-4007	Refill Tube	009184007	\$ 2.11	Bulk	N/A	N/A



TANK FLOAT

- Black polyethylene — high buoyancy

TANK FLOAT

Model #	Product Description	Part Number	List Price (Ea.)	Pack	Master Carton Qty	Master Carton Weight (lbs.)
630-6005-20	Tank Float, 20 Unit	006306005	\$ 1.51	Case	20*	N/A

*No broken cartons



SPUD LOCKNUT

- Plastic locknut for trip lever

SPUD LOCKNUT – TRIP LEVER

Model #	Product Description	Part Number	List Price (Ea.)	Pack	Master Carton Qty	Master Carton Weight (lbs.)
609-7740	Spud Locknut	006097740	\$ 1.08	Poly Bagged	N/A	N/A



GASKET KIT

- Includes tank-to-bowl gasket, three (3) hex nuts, three (3) washers and ballcock coupling nut (bolts pre-installed in tank)

TANK-TO-BOWL GASKET KIT

Model #	Product Description	Part Number	List Price (Ea.)	Pack	Master Carton Qty	Master Carton Weight (lbs.)
630-0034	Gasket Kit, Tank-to-Bowl	006300034	\$ 7.91	Ind. Bagged	N/A	N/A



SMARTFASTEN KIT

- Set includes tank-to-bowl gasket, three (3) patented bolts, three (3) nuts and ballcock coupling nut

TANK-TO-BOWL GASKET KIT

Model #	Product Description	Part Number	List Price (Ea.)	Pack	Master Carton Qty	Master Carton Weight (lbs.)
630-0204	SmartFasten Tank-to-Bowl Kit, 2"	006300204	\$ 6.77	Bulk	20*	N/A
630-0107	SmartFasten Tank-to-Bowl Kit, 3"	006300107	\$ 9.56	Bulk	50*	N/A

*No broken cartons

HARDWARE



SMARTFASTEN KIT

- Set includes tank-to-bowl sponge gasket, two (2) patented bolts, two (2) nuts and ballcock coupling nut

SMARTFASTEN TANK-TO-BOWL KIT

Model #	Product Description	Part Number	List Price (Ea.)	Pack	Master Carton Qty	Master Carton Weight (lbs.)
630-0205	SmartFasten Tank-to-Bowl Kit, 3" Sponge	006300205	\$ 16.76	Poly Bagged	N/A	N/A

*No broken cartons

MISCELLANEOUS PACKAGED SERVICE KITS



- Replacement kit fits all Mansfield 2" blue rubber flapper flush valves



- Replacement kit fits all Mansfield 3" blue rubber flapper flush valves



- For use on 08 ballcocks: one (1) upper and one (1) lower diaphragm, one (1) cap and lever assembly, one (1) cap nut and one (1) plunger



- For use on 08 ballcocks: one (1) upper and one (1) lower diaphragm



- Fits 208/209, 210 and 211 flush valves

2" REPLACEMENT FLAPPER KIT

Model #	Product Description	Part Number	List Price (Ea.)	Pack	Master Carton Qty
630-0173	Replacement Flapper Kit, 2", Single Unit	006300173	\$ 3.22	Blisters View	N/A

3" REPLACEMENT FLAPPER KIT

Model #	Product Description	Part Number	List Price (Ea.)	Pack	Master Carton Qty
630-0207	Replacement Flapper Kit, 3", Single Unit	106300207	\$ 9.56	Blisters View	N/A
630-0207-3	Replacement Flapper Kit, 3", 3 Unit	106300207	\$ 9.17	Blisters View	3*
630-0207-12	Replacement Flapper Kit, 3", 12 Unit	106300207	\$ 8.60	Blisters View	12*

*No broken cartons

BALLCOCK / FLUSH VALVE REBUILD KIT

Model #	Product Description	Part Number	List Price (Ea.)	Pack	Master Carton Qty
630-6003	Rebuild Kit, Ballcock/Flush Valve, Single Unit	006306003	\$ 10.51	Blisters View	N/A
630-6003-10	Rebuild Kit, Ballcock/Flush Valve, 10 Unit	006306003	\$ 8.73	Blisters View	10*

*No broken cartons

BALLCOCK DIAPHRAGM KIT

Model #	Product Description	Part Number	List Price (Ea.)	Pack	Master Carton Qty
630-7984	Ballcock Diaphragm Kit, Single Unit	006307984	\$ 4.51	Blisters View	N/A
630-7984-10	Ballcock Diaphragm Kit, 10 Unit	006307984	\$ 3.81	Blisters View	10*

*No broken cartons

FLUSH VALVE STOP CAP

Model #	Product Description	Part Number	List Price (Ea.)	Pack	Master Carton Qty
630-5907	Stop Cap, Fill Valve, Single Unit	006305907	\$ 2.33	Blisters View	N/A
630-5907-3	Stop Cap, Fill Valve, 3 Unit	006305907	\$ 2.15	Blisters View	3*
630-5907-12	Stop Cap, Fill Valve, 12 Unit	006305907	\$ 1.98	Blisters View	12*

*No broken cartons

MISCELLANEOUS PACKAGED SERVICE KITS



- For use on 210/211 flush towers or rigid flapper flush valves
- Contains one (1) flush valve seal



- For use on 208/209 flush towers
- Contains one (1) flush valve seal



- For use on two (2) or three (3) tank-to-bowl connections: three (3) bolts, three (3) washers, three (3) rubber washers, and three (3) brass nuts



- For use on Mansfield® two-piece, 2" flush valve gravity flush toilets
- Contains one (1) tank-to-bowl gasket



- For use on two (2) or three (3) bolt connections
- Contains: tank-to-bowl gasket, three (3) patented bolts, three (3) nuts, and ballcock coupling nut

FLUSH VALVE SEAL KIT

Model #	Product Description	Part Number	List Price (Ea.)	Pack	Master Carton Qty
630-0030	Seal Kit, Flush Valve, Single Unit	206300030	\$ 3.27	Blister View	N/A
630-0030-10	Seal Kit, Flush Valve, 10 Unit	206300030	\$ 3.01	Blister View	10*
630-0030-50	Seal Kit, Flush Valve, 50 Unit	206300030	\$ 2.72	Blister View	50*

*No broken cartons

FLUSH VALVE SEAL KIT

Model #	Product Description	Part Number	List Price (Ea.)	Pack	Master Carton Qty
630-4837	Seal Kit, Flush Valve, Single Unit	106304837	\$ 6.71	Blister View	N/A
630-4837-3	Seal Kit, Flush Valve, 3 Unit	106304837	\$ 6.30	Blister View	3*
630-4837-12	Seal Kit, Flush Valve, 12 Unit	106304837	\$ 6.06	Blister View	12*

*No broken cartons

TANK BOLTS

Model #	Product Description	Part Number	List Price (Ea.)	Pack	Master Carton Qty
630-6001	Tank Bolts, Single Unit	006306001	\$ 6.41	Blister View	N/A
630-6001-10	Tank Bolts, 10 Unit	006306001	\$ 5.33	Blister View	10*

*No broken cartons

TANK-TO-BOWL GASKET

Model #	Product Description	Part Number	List Price (Ea.)	Pack	Master Carton Qty
630-6002	Gasket, Tank-to-Bowl, Single Unit	006306002	\$ 4.91	Blister View	N/A
630-6002-10	Gasket, Tank-to-Bowl, 10 Unit	006306002	\$ 4.09	Blister View	10*

*No broken cartons

SMARTFASTEN TANK-TO-BOWL KIT

Model #	Product Description	Part Number	List Price (Ea.)	Pack	Master Carton Qty
630-6204-P	SmartFasten Tank-to-Bowl Kit, 2", Single Unit	106306204	\$ 8.43	Blister View	N/A
630-6204-P-4	SmartFasten Tank-to-Bowl Kit, 2", 4 Unit	106306204	\$ 7.92	Blister View	4*

*No broken cartons



GENERAL INFORMATION



Adam™ Urinal

Model #	Part #	Product Description	Adjusted List Price
401	401014350	Urinal, 1.0 gpf, Biscuit	\$ 60.91
	401010550	Urinal, 1.0 gpf, Bone	
401HE	401014355	Urinal, 0.5 gpf, Biscuit	\$ 101.61
	401010555	Urinal, 0.5 gpf, Bone	

Available while supplies last.
Call for current inventory and special pricing.



Aegean™ ADA One-Piece

Model #	Part #	Product Description	Adjusted List Price
12" Rough-In			
708	708014370	One-Piece, Elongated SMHT, Biscuit	\$ 312.90

Available while supplies last.
Call for current inventory and special pricing.



Aegean™ One-Piece

Model #	Part #	Product Description	Adjusted List Price
12" Rough-In			
705NS	705014302	One-Piece, Elongated, Biscuit	\$ 297.73
	705010502	One-Piece, Elongated, Bone	

Available while supplies last.
Call for current inventory and special pricing.



Alto® Bidet

Model #	Part #	Product Description	Adjusted List Price
361	361010532	Bidet, 3-Hole, Bone	\$ 89.06

Available while supplies last.
Call for current inventory and special pricing.



Alto® Tanks



Model #	Part #	Product Description	Adjusted List Price
1.28 GPF			
3120	312010507	Fluidmaster, Bone	\$ 78.95
	312014307	Fluidmaster, Biscuit	
3120RH	312010047	Right-Hand, Fluidmaster, White	\$ 82.54
	312014307	Right-Hand, Fluidmaster, Biscuit	
3122	312210507	Color Match & Cover Lock, Bone	\$ 112.58
	312214307	Color Match & Cover Lock, Biscuit	
3125	312510507	Color Match & 14" Rough-In, Bone	\$ 148.78
	312514307	Color Match & 14" Rough-In, Biscuit	
1.6 GPF			
125	125010500	14" Rough-In, Bone	\$ 148.78
	125014300	14" Rough-In, Biscuit	
160RH	16010540	Right-Hand, Bone	\$ 70.83
	16014320	Right-Hand, Biscuit	



Alto® Tanks (Continued)

Model #	Part #	Product Description	Adjusted List Price
170RH	160010047	Right-Hand & Tank Liner, White	\$ 81.71
171	171010500	Tank Liner & Fluidmaster, Bone	\$ 112.58
	171014300	Tank Liner & Fluidmaster, Biscuit	
172	172000500	Pilot Valve & 2" Flapper, Bone	\$ 70.83
	172004300	Pilot Valve & 2" Flapper, Biscuit	
172RH	172000040	Right-Hand, Pilot Valve & 2" Flapper, White	\$ 70.83
	172000540	Right-Hand, Pilot Valve & 2" Flapper, Bone	
	172004340	Right-Hand, Pilot Valve & 2" Flapper, Biscuit	
174	174000500	Color Match, Tank Liner, Pilot & 2", Bone	\$ 102.66
	174004300	Color Match, Tank Liner, Pilot & 2", Biscuit	
190	190010500	Color Match & Tank Liner, Bone	\$ 102.66
	190014300	Color Match & Tank Liner, Biscuit	

Available while supplies last.
Call for current inventory and special pricing.



Alto® II Drop-In Lavatory



Model #	Part #	Product Description	Adjusted List Price
Lavatory			
251-LO	251410050	Drop-In Lavatory, L/O 4" FC, White	\$ 34.61

Available while supplies last.
Call for current inventory and special pricing.



Baltic™

Model #	Part #	Product Description	Adjusted List Price
10" Rough-In, Floor-Mount			
1311NS	131100500	Elongated Bowl, Bone	\$ 78.37
	1311004300	Elongated Bowl, Biscuit	

Available while supplies last.
Call for current inventory and special pricing.



Barrett™ Drop-In Lavatory

Model #	Part #	Product Description	Adjusted List Price
Lavatory			
268	268810500	Drop-In Lavatory, 8" Faucet Center, Bone	\$ 54.77

Available while supplies last.
Call for current inventory and special pricing.



Brentwood® Bowl

Model #	Part #	Product Description	Adjusted List Price
12" Rough-In			
4147	414714307	Elongated SMHT Bowl, Biscuit	\$ 127.45

Available while supplies last.
Call for current inventory and special pricing.

GENERAL
DISCONTINUED

DISCONTINUED PRODUCTS



ADA

Brentwood® Drop-In Lavatory

Model #	Part #	Product Description	Adjusted List Price
Lavatory			
254	254810500	Drop-In Lavatory, 8" Faucet Center, Bone	\$ 73.40

Available while supplies last.
Call for current inventory and special pricing.



ADA

Brentwood® UC Lavatory

Model #	Part #	Product Description	Adjusted List Price
Lavatory			
234	234010501	Undercounter Lavatory, Bone	\$ 77.14

Available while supplies last.
Call for current inventory and special pricing.



ADA

Cape Charles™



Model #	Part #	Product Description	Adjusted List Price
Wall-Mount Lavatory			
2018C	201810080	Lavatory, 8" Faucet Center, White	\$ 57.87
	201810580	Lavatory, 8" Faucet Center, Bone	\$ 49.26
	201810500	Lavatory, 4" Faucet Center, Bone	\$ 59.99
	201814300	Lavatory, 4" Faucet Center, Biscuit	\$ 58.67

Available while supplies last.
Call for current inventory and special pricing.



City I

Model #	Part #	Product Description	Adjusted List Price
Vanity Top Lavatory			
2017	201740000	Lavatory, Vanity Top, White	\$ 52.07

Available while supplies last.
Call for current inventory and special pricing.



City II

Model #	Part #	Product Description	Adjusted List Price
Vanity Top Lavatory			
2519	251940000	Lavatory, Vanity Top, White	\$ 69.91

Available while supplies last.
Call for current inventory and special pricing.



Clinical Lavatory

Model #	Part #	Product Description	Adjusted List Price
Lavatory			
3072	307210000	Lavatory, White	\$ 1,146.33
-	872100000	Guard Rim Set	\$ 83.23

Available while supplies last.
Call for current inventory and special pricing.



ADA

Essence™ Drop-In Lavatory

Model #	Part #	Product Description	Adjusted List Price
Lavatory			
259	259410000	Drop-In Lavatory, 4" FC, White	\$ 72.17
		Drop-In Lavatory, 4" FC, Bone	\$ 68.32
	259414300	Drop-In Lavatory, 4" FC, Biscuit	\$ 46.42
	259810000	Drop-In Lavatory, 8" FC, White	\$ 73.90
	259810500	Drop-In Lavatory, 8" FC, Bone	\$ 71.18
	259814300	Drop-In Lavatory, 8" FC, Biscuit	\$ 46.42

Available while supplies last.
Call for current inventory and special pricing.



Essence™ Pedestal Lavatory

Model #	Part #	Product Description	Adjusted List Price
Lavatory			
318	318104300	Pedestal Lavatory, Single Hole, Biscuit	\$ 96.77
	318104300	Pedestal Lavatory, Single Hole, Bone	\$ 95.41
	318410000	Pedestal Lavatory, 4" FC, White	\$ 96.77
	318414300	Pedestal Lavatory, 4" FC, Biscuit	\$ 95.13
	318410500	Pedestal Lavatory, 4" FC, Bone	\$ 123.06
	318814300	Pedestal Lavatory, 8" FC, Biscuit	\$ 63.60
	318810500	Pedestal Lavatory, 8" FC, Bone	\$ 122.86
Pedestal			
319	319020000	Pedestal, White	\$ 48.38
	319024300	Pedestal, Biscuit	\$ 48.38
	319020500	Pedestal, Bone	\$ 81.77

Available while supplies last.
Call for current inventory and special pricing.



Grande Isle

Model #	Part #	Product Description	Adjusted List Price
Wall-Mount Lavatory			
2018 HBNS-LO	202210051	Less Overflow, 8" FC, White	\$ 61.62

Available while supplies last.
Call for current inventory and special pricing.



Grandview

Model #	Part #	Product Description	Adjusted List Price
Pedestal			
303	303014300	Pedestal, Biscuit (pair with 272)	\$ 51.46

Available while supplies last.
Call for current inventory and special pricing.



ADA

Maple™



Model #	Part #	Product Description	Adjusted List Price
Lavatory			
217	217010570	Undercounter Lavatory, Bone	\$ 40.36

Available while supplies last.
Call for current inventory and special pricing.



ADA

Maumelle™

Model #	Part #	Product Description	Adjusted List Price
Wall-Mount Lavatory			
2028	202810000	Lavatory, Single Hole, White	\$ 112.00
	202840050	Lavatory, L/O 4" FC, White	\$ 129.59

Available while supplies last.
Call for current inventory and special pricing.



ADA



Maverick™ 1.28 Bowl / Tank

Model #	Part #	Product Description	Adjusted List Price
Tank			
112	112000000	1.28 Tank and Lid, White	\$ 59.22
	112010000	1.28 Tank and Lid, White	\$ 76.54
	112000500	1.28 Tank and Lid, Bone	\$ 57.44
112RH	001120500	1.28 Tank and Lid, Right-Hand, Bone	\$ 62.36
112LT	011200500	1.28 Tank and Lid, Lined, Bone	\$ 60.45
12" Rough-In			
111	111000500	Elongated Bowl, Bone	\$ 92.59
113	113010000	Round Bowl, White	\$ 94.82
	113010500	Round Bowl, Bone	\$ 110.34
114	114010500	Elongated SMHT Bowl, Bone	\$ 114.79

Available while supplies last.
Call for current inventory and special pricing.



ADA

Maverick™ I Drop-In Lavatory



Model #	Part #	Product Description	Adjusted List Price
Lavatory			
249	249114300	Drop-In Lavatory, Single Hole, Biscuit	\$ 41.72
	249110500	Drop-In Lavatory, Single Hole, Bone	\$ 41.78
	249810570	Drop-In Lavatory, 8" FC, Bone	\$ 44.13

Available while supplies last.
Call for current inventory and special pricing.



Monet™ Vessel



Model #	Part #	Product Description	Adjusted List Price
Lavatory			
825	825010010	Above-Counter Vessel, White	\$ 143.05

Available while supplies last.
Call for current inventory and special pricing.



ADA

Montclair™ Drop-In Lavatory

Model #	Part #	Product Description	Adjusted List Price
Lavatory			
269	269100000	Drop-In Lavatory, Single Hole, White	\$ 62.73
	269104300	Drop-In Lavatory, Single Hole, Biscuit	\$ 62.79
	269410000	Drop-In Lavatory, 4" FC, White	\$ 43.69
	269414300	Drop-In Lavatory, 4" FC, Biscuit	\$ 63.67
	269410500	Drop-In Lavatory, 4" FC, Bone	\$ 63.67
	269810000	Drop-In Lavatory, 8" FC, White	\$ 51.34
	269814300	Drop-In Lavatory, 8" FC, Biscuit	\$ 43.90
269810500	Drop-In Lavatory, 8" FC, Bone	\$ 63.80	

Available while supplies last.
Call for current inventory and special pricing.



Montclair™ Pedestal Lavatory

Model #	Part #	Product Description	Adjusted List Price
Lavatory			
333	333104300	Pedestal Lavatory, Single Hole, Biscuit	\$ 71.58
	333414300	Pedestal Lavatory, 4" FC, Biscuit	\$ 56.61
	333814300	Pedestal Lavatory, 8" FC, Biscuit	\$ 71.18
Pedestal			
334	334014300	Pedestal, Biscuit	\$ 55.99

Available while supplies last.
Call for current inventory and special pricing.



ADA

MS Oval™ Drop-In Lavatory



Model #	Part #	Product Description	Adjusted List Price
Lavatory			
237	237810500	Drop-In Lavatory, 8" FC, Bone	\$ 36.84

Available while supplies last.
Call for current inventory and special pricing.



ADA

MS Round™ Drop-In Lavatory



Model #	Part #	Product Description	Adjusted List Price
Lavatory			
239	239814300	Drop-In Lavatory, 8" FC, Biscuit	\$ 40.28
	239810500	Drop-In Lavatory, 8" FC, Bone	\$ 38.82

Available while supplies last.
Call for current inventory and special pricing.



Quantum® Bowl

Model #	Part #	Product Description	Adjusted List Price
Rear Outlet, Wall-Mount			
144	144010500	Elongated Bowl, Bone	\$ 190.57
10" Rough-In			
147-10	147110510	Elongated Bowl, Bone	\$ 165.98
	147114310	Elongated Bowl, Biscuit	

Available while supplies last.
Call for current inventory and special pricing.

DISCONTINUED PRODUCTS



Quantum[®] Tank

Model #	Part #	Product Description	Adjusted List Price
1.6 GPF			
122	123010550	Push Button Actuator, Bone	\$ 195.54
	123014350	Push Button Actuator, Biscuit	
1.0 GPF			
154	154010550	Push Button Actuator, Bone	\$ 195.54
	154014350	Push Button Actuator, Biscuit	

Available while supplies last.
Call for current inventory and special pricing.



Razionale[™] Vessel

Model #	Part #	Product Description	Adjusted List Price
Lavatory			
807	807010000	Above-Counter Vessel, White	\$ 63.21

Available while supplies last.
Call for current inventory and special pricing.



Reo[™] UC Lavatory

Model #	Part #	Product Description	Adjusted List Price
Lavatory			
226	226100000	Undercounter Lavatory, Single Hole, White	\$ 55.52
	226100500	Undercounter Lavatory, Single Hole, Bone	\$ 55.80
	226104300	Undercounter Lavatory, Single Hole, Biscuit	\$ 55.80
	226410000	Undercounter Lavatory, 4" FC, White	\$ 55.52
	226410500	Undercounter Lavatory, 4" FC, Bone	\$ 55.80
	226414300	Undercounter Lavatory, 4" FC, Biscuit	\$ 55.80
	226810000	Undercounter Lavatory, 8" FC, White	\$ 55.52
	226810500	Undercounter Lavatory, 8" FC, Bone	\$ 55.80
	226814300	Undercounter Lavatory, 8" FC, Biscuit	\$ 55.80

Available while supplies last.
Call for current inventory and special pricing.



Reo[™] Vessel

Model #	Part #	Product Description	Adjusted List Price
Lavatory			
826	826010000	Above-Counter Vessel, White	\$ 51.37
	826010500	Above-Counter Vessel, Bone	\$ 60.37
	826014300	Above-Counter Vessel, Biscuit	\$ 63.91

Available while supplies last.
Call for current inventory and special pricing.



Spruce Cove[™]



Model #	Part #	Product Description	Adj. List Price
Wall-Mount Lavatory			
1613NS	161310012	Lavatory, L/O Single Hole, White	\$ 44.85
	161310011	Lavatory, Single Hole, White	

Available while supplies last.
Call for current inventory and special pricing.



Summit[™] Tank



Model #	Part #	Product Description	Adjusted List Price
1.28 GPF Tank			
387RH	038710540	Right-Hand, Bone	\$ 68.07
	038714340	Right-Hand, Biscuit	

Available while supplies last.
Call for current inventory and special pricing.



Tempo[™] Vessel

Model #	Part #	Product Description	Adjusted List Price
Lavatory			
805	805010510	Above-Counter Vessel, Bone	\$ 39.05
	805014310	Above-Counter Vessel, Biscuit	\$ 38.62

Available while supplies last.
Call for current inventory and special pricing.



ADA

Walnut Knoll[™]



Model #	Part #	Product Description	Adjusted List Price
Wall-Mount Lavatory			
2008	200810080	Lavatory, 8" Faucet Center, White	\$ 69.92

Available while supplies last.
Call for current inventory and special pricing.



Waverly[™] Pedestal Lavatory

Model #	Part #	Product Description	Adjusted List Price
Lavatory			
338	338100500	Pedestal Lavatory, Single Hole, Bone	\$ 61.87
	338810500	Pedestal Lavatory, 8" FC, Bone	\$ 65.03
Pedestal			
339	339010500	Pedestal, Bone	\$ 47.75

Available while supplies last.
Call for current inventory and special pricing.



ADA

Wheelchair™



Model #	Part #	Product Description	Adjusted List Price
Wall-Mount Lavatory			
315	315410040	Lavatory, 4" FC, White	\$ 170.75
	315410050	Lavatory, L/O 4" FC, White	\$ 162.69
	315810050	Lavatory, L/O 8" FC, White	\$ 157.89


Available while supplies last.
Call for current inventory and special pricing.



475 Urinal

Model #	Part #	Product Description	Adjusted List Price
Rear Outlet, Wall-Mount			
475	047510500	Urinal, Bone	\$ 139.43

Available while supplies last.
Call for current inventory and special pricing.



Willow Run™



Model #	Part #	Product Description	Adjusted List Price
Wall-Mount Lavatory			
1917C	191714350	Lavatory, L/O 4" FC, Biscuit	\$ 47.76

Available while supplies last.
Call for current inventory and special pricing.

OBSOLETE PRODUCTS

Products that have been discontinued and are no longer available to sell are listed at the end of the Index, see page 212.

GLOSSARY

GENERAL TERMS



LIFETIME LIMITED WARRANTY - VITREOUS CHINA

Warranty on china products to be free from defects in materials and workmanship, under normal use and maintenance, for the lifetime of the product from the date of the initial retail purchase.



10-YEAR LIMITED WARRANTY - ACRYLIC SHELL

Warranty on any Swirl-way® or Whitley™ Collection product from defects in materials and workmanship for the acrylic shell. The shell will maintain its structural integrity and be free of water loss due to a defect in the tub shell.



5-YEAR LIMITED WARRANTY - TANK TRIM

Warranty on plumbing fittings and toilet tank trim products including: fill valve, flush valve and trip lever products to be free from defects in materials and workmanship.



1-YEAR LIMITED WARRANTY - TANK TRIM

Warranty on plumbing fittings and toilet tank trim products including: ballcock, flush valve and trip lever products to be free from defects in materials and workmanship.



MADE IN USA

Product is made in the USA.



PURACLEAN® GLAZE

PuraClean® easy-to-clean glazed surface – 48% smoother surface collects less debris, inhibiting growth of bacteria and proving easier to clean.



ADA COMPLIANT

When properly installed, product meets the requirements for the Americans with Disabilities Act of 1990 (ADA). Refer to local plumbing codes, as they may vary by location and application.



BUY AMERICAN ACT (BAA) COMPLIANT

When properly installed, product meets the requirements for the Americans with Disabilities Act of 1990 (ADA). Refer to local plumbing codes, as they may vary by location and application.



TRADE AGREEMENTS ACT (TAA) COMPLIANT

When properly installed, product meets the requirements for the Americans with Disabilities Act of 1990 (ADA). Refer to local plumbing codes, as they may vary by location and application.

SANITARYWARE

TOILETS



ELONGATED BOWL

For those with a larger bathroom, an elongated bowl will fit well and provide added comfort.



ROUND BOWL

For those with a smaller bathroom, a round bowl will fit well in tighter spaces.



SMARTFASTEN™ CONNECTION

Superior SmartFasten™ tank-to-bowl system provides a sturdy connection between tank and bowl that prevents rocking and leaking.



HIGH EFFICIENCY

With a water consumption of 1.28 gallons per flush, or less, you save both water and money.



SIDE-MOUNTED SEAT

Seat hinges are located on the side of the toilet bowl, not the top, eliminating hard-to-clean corners and crevices, and providing an easy-to-wipe deck surface.



CONCEALED TRAPWAY

Provides a smooth toilet pedestal. Dust, debris and waste won't collect in bends and grooves, making the toilet easier to clean and keeping it clean longer.



SLOW CLOSE SEAT

No slamming, no pinching. A slow close seat settles onto the bowl slowly and quietly with just a gentle touch.



WATERSENSE CERTIFIED

Certified by WaterSense for water conservation and performance.



SMARTHEIGHT™

Taller bowl height for easier sitting and standing, meets ADA requirements for bowl height.

LAVATORIES



NO OVERFLOW

No overflow drains prevent water from spilling over the sink and onto the counter and floor.



CONCEALED DRAIN

Eliminate drain assembly with a concealed drain – and gain a cleaner looking sink.

BATHWARE



BATHTUB

Relax with a soothing soak in warm water.



WHIRLPOOL MASSAGE

Focus relief to your aching muscles with fully adjustable body and back jets that allow you to control the direction and force of the water flow.



AIR MASSAGE

Aid relaxation and comfort with air jets that create huge air bubbles to help relieve aches in any part of your body.



COMBINATION WHIRLPOOL AND AIR MASSAGE

Get the benefits of both therapies with a combination system that allows you to operate the whirlpool jets and air jets independently or together.



MICRODERM THERAPEUTIC BATH

Enjoy softer, rejuvenated skin as the MicroDerm™ system surrounds you with millions of tiny oxygenated microbubbles that exfoliate and hydrate the skin.



ADJUSTABLE LEGS

Concealed leveling legs can be easily adjusted to level the bathtub. There is no need to set the tub in a bed of mortar; simply level it and set in place with silicone.

TERMS & CONDITIONS

Order Acceptance:

Acceptance of any order is subject to the terms and conditions appearing herein. No other terms and conditions contained in the Buyer's purchase order, shipping release or elsewhere inconsistent or different to the terms and conditions herein shall be binding upon Mansfield Plumbing Products, unless specifically agreed to in writing by Mansfield Plumbing Products. For any order, each item ordered must include quantity, model, part number or description, and price.

Minimum Order: \$100 net

Full Pallet Quantity Requirements: All white 12-inch rough-in Alto products, as well as white MS Oval & Round self-rimming lavatories **must be ordered in full pallet quantities.** See product pages for specific model numbers. Mansfield reserves the right to add other models to this full pallet requirement policy at any time.

Prices:

Prices in the current price book are subject to change without notice and supersede all previous price books and lists. All orders accepted are subject to prices in effect at date order is received. Possession of this book should not be construed as an offer to sell the products herein at the prices stated. Prices do not include installation, freight or taxes. All prices are shown in US dollars.

Order Changes:

Only when Mansfield Plumbing Products Customer Service Department receives a written request via fax or email within 24 hours can any changes, cancellations, deletions or additions to orders be initiated. Due to the loss of time and material, there may be a cancellation fee. If an order has reached the Shipping Department, no changes can be made.

Return Goods:

Approved written authorization is required from Mansfield Plumbing Products Customer Service Department to return any product. All products returned without approved written authorization will be refused. When product in salable condition is returned, a 30% restocking fee will be applied, plus any additional costs to bring the product to salable condition. All credits will be issued in the form of a merchandise credit, no cash credits are available. Product that is damaged, or not in otherwise salable condition, special order, customized, part of an inventory adjustment, phased out or discontinued, is not eligible for return or credit. Buyer is responsible for inbound and outbound freight, and any freight damage. Minimum return goods allowance is \$100 net.

Credit Policy:

The acceptance of any order is subject to credit investigation and approval by Mansfield Plumbing Products credit department. Delivery may be withheld on accepted orders, without any liability on the part of Mansfield Plumbing Products, if, in its opinion, the Buyer's ability to pay for the products on these terms and conditions is in doubt. Any remittance received from or for the account of Buyer may be accepted or applied by Mansfield Plumbing Products against any indebtedness, regardless of any condition, provision or notation appearing on such remittance. After delivery, if Mansfield Plumbing Products brings legal action to collect amounts due and owed by Buyer, Buyer agrees to pay for all attorneys' fees and costs incurred by Mansfield Plumbing Products in such action.

Payment Terms:

Standard terms are Net 30 from date of invoice. Credit card payments are capped at \$2,500 per year.

Late Payment/Service Fees:

Interest rate of 1-1/2% per month will be charged from the date an account becomes past due. In addition to late payment charges, Buyer agrees to pay any and all collection costs, including reasonable attorney fees incurred by Mansfield Plumbing Products in collecting balance not paid within terms.

Taxes:

Prices are exclusive of any taxes. Buyer agrees to pay any applicable taxes, duty surcharges, fees or similar charges however imposed. Current taxes and exempt certificates must be filed with Mansfield Plumbing Products, or applicable taxes shall be added to the price and terms contained herein.

Shipments:

All shipments are F.O.B. shipping point, freight prepaid and policies apply to all shipments within the continental United States, excluding Alaska, Puerto Rico, Hawaii and export. Mansfield Plumbing Products reserves the right to choose transportation carriers and shipping locations. Buyer may request specific carrier on orders shipping freight collect.

Partial Shipments:

Unless otherwise specified, Mansfield may make partial shipments. Each shipment is considered a separate sale. Buyers must accept and pay for shipments regardless of any prior or subsequent failure to deliver any other shipments.

Backorders:

Backorders available for shipment will be added to Buyer's next order. If Mansfield Plumbing Products misses the customer's order, it will be shipped prepaid.

Shortages or Variances:

Any shortages or variances must be noted on the delivery receipt and reported to Mansfield Plumbing Products customer service in writing within 5 days of receipt. No claims reported after 5 days of delivery will be considered.

Damage in Transit:

Mansfield Plumbing Products is responsible for delivering product free of damage to freight carriers. Buyer should carefully inspect product when delivered to insure products are damage free. All damages must be noted on the delivery receipt and reported to Mansfield Plumbing Products Customer Service no later than the day after delivery. Failure to note and report damages no later than the day after delivery shall be evidence the customer is satisfied with seller's performance. Buyer should hold damaged packaging until carrier's representative responds to the claim.

Transit Claims:

All claims for recovery by Shipper for loss or damage to goods must be filed in writing with Carrier within 7 days after the delivery date. Each claim must contain information necessary to identify the goods affected, the basis for liability and the amount of the alleged loss or damage, as well as all appropriate supporting documentation. Mansfield Plumbing Products will manage the resolution of these claims with the Carriers. Shipper will cooperate with Mansfield Plumbing Products, the Carrier and their respective insurers in the investigation of any claim or potential claim by Shipper. Mansfield Plumbing Products will, upon Shipper's written request, assign its right against a Carrier for any particular claim to Shipper. Any civil action brought by Shipper for cargo lost or damaged must be filed by Shipper within the applicable statute of limitations. Mansfield Plumbing Products is not responsible or liable for any delays or any failure to perform due to unforeseen circumstances or causes beyond Mansfield Plumbing Products control, when such delays or failure is due directly or indirectly to acts of God, war (including civil war), riots, embargoes, acts (whether sovereign or contractual) of civil or military authorities, acts of any government, major changes in economic conditions, fires, floods, explosions, the elements, epidemics, quarantine restrictions, strikes, lockouts, plant shutdowns, slowdowns, accidents, shortages of raw energy, materials, component parts, labor, or delays of suppliers or subcontractors. In the event of delay, Mansfield Plumbing Products shall notify Buyer of such delay and an equitable adjustment shall be made in the delivery schedule and any other affected terms and conditions.

Shipping Weights and Dimensions:

Shipping weights and dimensions are approximate, are shown for Buyers convenience, and are not guaranteed.

Warranty:

All Mansfield Plumbing product including fixtures and fittings are covered by Mansfield Plumbing's Limited One-year Warranty unless otherwise noted.

TERMS & CONDITIONS (CONTINUED)

Limitation of Liability:

Mansfield Plumbing Products' liability for any and all claims of any kind, including negligence, for any loss or damage arising out of, connected with or resulting from Mansfield Plumbing Products performance or breach of the terms hereof shall, in the aggregate, not exceed the purchase price of the particular product. IN NO EVENT SHALL MANSFIELD PLUMBING PRODUCTS BE LIABLE FOR INDIRECT, SPECIAL, INCIDENTAL OR CONSEQUENTIAL DAMAGES RESULTING FROM OR ARISING OUT OF PERFORMANCE OF OR FAILURE TO PERFORM ITS OBLIGATIONS HEREUNDER, WHETHER OR NOT MANSFIELD PLUMBING PRODUCTS HAD BEEN ADVISED OR KNEW, OR SHOULD HAVE KNOWN OF THE POSSIBILITY OF SUCH DAMAGES.

Severability:

If any portion or provision of these terms applicable to any situation or circumstance is held invalid, the remainder of these terms or the remainder of such provision (as the case may be), and the application thereof to other situations or circumstances shall not be affected thereby.

Waiver:

Waiver by Mansfield Plumbing Products of any breach of these provisions shall not be construed as a waiver of any other breach.

Assignment:

None of the Buyer's rights under these terms shall be assigned or otherwise transferred by the Buyer to any other person, whether by operation of law or otherwise, without Mansfield Plumbing Products prior written approval.

Entirety of Agreement:

These terms are intended as a complete and exclusive statement of the terms and conditions of their agreement. No other terms and conditions, whether contained in Buyer's purchase order, shipping release or elsewhere that are inconsistent with, in

addition to, or different from the terms and conditions herein shall be binding upon Mansfield Plumbing Products unless specifically agreed to by Mansfield Plumbing Products in writing.

Law and Arbitration:

These terms are governed by the laws of the State of Ohio. Any controversy or claim arising out of or relating to these terms or the breach hereof shall be finally settled by arbitration in Ashland County, Ohio in accordance with the prevailing commercial rules of the American Arbitration Association, and the parties shall have the right to take depositions and obtain discovery regarding the subject matter of the arbitration as if the subject matter of the arbitration were ending in a civil action before a Superior Court of the State of Ohio. Pending decision by the arbitrator(s), the parties shall diligently proceed pursuant to the terms and conditions hereof. The award of the arbitrator(s) shall be final, binding and conclusive on the parties hereto and their successors and assigns. Judgment upon an arbitration award hereunder may be entered in any court having jurisdiction thereof or application may be made to any court for individual acceptance of the award or any order of enforcement, as the case may be.

Assent:

Receipt by Buyer of acceptance of the order or receipt of the products without prompt objection to the terms and conditions herein set forth constitutes acceptance by the Buyer of these terms and conditions.

MANUFACTURER'S LIMITED LIFETIME WARRANTY – VITREOUS CHINA PRODUCTS

PLEASE READ CAREFULLY AND RETAIN FOR YOUR RECORDS.

Mansfield Plumbing Products LLC ("MPP") warrants its china products to be free from defects in materials and workmanship, under normal use and maintenance, for the lifetime of the product from the date of the initial retail purchase. MPP promises to provide a replacement china part for any china part of this product that proves upon our inspection to be defective in material or workmanship subject to the following conditions, exclusions, and limitations:

EXCLUSIONS AND LIMITATIONS:

1. The Manufacturer's Limited Lifetime Warranty does NOT apply to plumbing fittings and toilet tank trim products including: fill valve, flush valve and trip lever products. Please refer to the separate limited warranty for toilet tank trim and fittings products provided at the time of purchase for the terms and conditions of that warranty.
2. MPP shall NOT be liable for any damages, including but not limited to incidental or consequential damages, except as specifically provided herein and regardless of the legal theory asserted. **SOME STATES DO NOT ALLOW THE EXCLUSION OR LIMITATION OF ANY INCIDENTAL OR CONSEQUENTIAL DAMAGES, SO THE ABOVE EXCLUSION OR LIMITATION MAY NOT APPLY TO YOU.**

3. MPP shall NOT be liable for damages resulting from improper installation, maintenance, repair, cleaning, handling, neglect, abuse, alteration, or Acts of God.
4. MPP shall NOT be liable for any implied warranty of fitness for a particular purpose or implied warranty of merchantability or any implied warranty that might arise from a course of dealing with the purchaser or usages of trade. **SOME STATES DO NOT ALLOW IMPLIED WARRANTIES TO BE EXCLUDED OR LIMITED, SO THE ABOVE EXCLUSION MAY NOT APPLY TO YOU.**

NOTES:

1. All labor costs for de-installation and re-installation and transportation costs or charges incidental to warranty service are the responsibility of the owner.
2. MPP has the right to discontinue or modify any product at any time.
3. The foregoing written warranty statements are exclusive and in lieu of all other oral or written, express or implied warranties and remedies. No person is authorized to change, add to, or create any warranty or obligation other than as set forth herein. These written warranty statements give you specific legal rights, and you may have other rights, which vary from state to state.

To obtain warranty service or a copy of the product warranty, contact your local dealer and/or the contractor from whom you purchased this product.

© 2020 (Revised 12/2019) Mansfield Plumbing Products LLC • PHONE: 877-850-3060 • FAX: 419-938-6234 • EMAIL: custserv@mansfieldplumbing.com

MANUFACTURER'S FIVE-YEAR LIMITED WARRANTY: TOILET TANK TRIM AND FITTINGS PRODUCTS

Applies to Vanquish, Denali and single-flush Summits only

PLEASE READ CAREFULLY AND RETAIN FOR YOUR RECORDS.

Mansfield Plumbing Products LLC ("MPP") warrants its plumbing fittings and toilet tank trim products including: fill valve, flush valve and trip lever products to be free from defects in materials and workmanship for a period of five (5) years from the initial date of retail purchase if purchased on or after April 1, 2016. MPP promises to replace any of these products that proves, upon inspection and within five (5) years from the date of initial retail purchase, to be defective in material or workmanship subject to the following conditions, exclusions, and limitations:

EXCLUSIONS AND LIMITATIONS:

1. MPP shall NOT be liable for any damages, including but not limited to incidental or consequential damages, except as specifically provided herein and regardless of the legal theory asserted. **SOME STATES DO NOT ALLOW THE EXCLUSION OR LIMITATION OF ANY INCIDENTAL OR CONSEQUENTIAL DAMAGES, SO THE ABOVE EXCLUSION OR LIMITATION MAY NOT APPLY TO YOU.**
2. MPP shall NOT be liable for damages resulting from improper installation or installation in a harsh or hazardous environment or where water pressure exceeds 80 PSI, or from maintenance, repair, cleaning, handling, neglect, abuse, alteration, or Acts of God.
3. MPP shall NOT be liable for any failure or damage to its plumbing fittings or toilet tank trim products: including fill valve, flush valve, or trip lever products caused by the use of

either chloramines or high concentration of chlorine, lime/iron sediments and/or other minerals not removed from public water during the treatment of public water supplies or caused by toilet tank type cleaners containing chlorine, calcium hypochlorite, or other chemicals.

4. MPP shall NOT be liable for any implied warranty of fitness for a particular purpose or implied warranty of merchantability or any implied warranty that might arise from a course of dealing with the purchaser or usages of trade. **SOME STATES DO NOT ALLOW IMPLIED WARRANTIES TO BE EXCLUDED OR LIMITED, SO THE ABOVE EXCLUSION MAY NOT APPLY TO YOU.**

NOTES:

1. All labor costs for de-installation and re-installation and transportation costs or charges incidental to warranty service are the responsibility of the owner.
2. MPP has the right to discontinue or modify any product at any time.
3. The foregoing written warranty statements are exclusive and in lieu of all other oral or written, express or implied warranties and remedies. No person is authorized to change, add to, or create any warranty or obligation other than as set forth herein. These written warranty statements give you specific legal rights, and you may have other rights, which vary from state to state.

MANUFACTURER'S ONE-YEAR LIMITED WARRANTY: TOILET TANK TRIM AND FITTINGS PRODUCTS

PLEASE READ CAREFULLY AND RETAIN FOR YOUR RECORDS.

Mansfield Plumbing Products LLC ("MPP") warrants its plumbing fittings and toilet tank trim products including: ballcock, flush valve, and trip lever products to be free from defects in materials and workmanship for a period of one (1) year from the initial date of retail purchase. MPP promises to replace any of these products that proves, upon inspection and within one (1) year from the date of initial retail purchase, to be defective in material or workmanship subject to the following conditions, exclusions, and limitations:

EXCLUSIONS AND LIMITATIONS:

1. MPP shall NOT be liable for any damages, including but not limited to incidental or consequential damages, except as specifically provided herein and regardless of the legal theory asserted. **SOME STATES DO NOT ALLOW THE EXCLUSION OR LIMITATION OF ANY INCIDENTAL OR CONSEQUENTIAL DAMAGES, SO THE ABOVE EXCLUSION OR LIMITATION MAY NOT APPLY TO YOU.**
2. MPP shall NOT be liable for damages resulting from improper installation, maintenance, repair, cleaning, handling, neglect, abuse, alteration, or Acts of God.
3. MPP shall NOT be liable for any failure or damage to its plumbing fittings or toilet tank trim products: including ballcock, flush valve, or trip lever products caused by the use of either chloramines or high concentration of chlorine, lime/iron sediments and/or other minerals not removed from public water during the treatment of public water supplies or

caused by toilet tank type cleaners containing chlorine, calcium hypochlorite, or other chemicals.

4. MPP shall NOT be liable for any implied warranty of fitness for a particular purpose or implied warranty of merchantability or any implied warranty that might arise from a course of dealing with the purchaser or usages of trade. **SOME STATES DO NOT ALLOW IMPLIED WARRANTIES TO BE EXCLUDED OR LIMITED, SO THE ABOVE EXCLUSION MAY NOT APPLY TO YOU.**

NOTES:

1. All labor costs for de-installation and re-installation and transportation costs or charges incidental to warranty service are the responsibility of the owner.
2. MPP has the right to discontinue or modify any product at any time.
3. The foregoing written warranty statements are exclusive and in lieu of all other oral or written, express or implied warranties and remedies. No person is authorized to change, add to, or create any warranty or obligation other than as set forth herein. These written warranty statements give you specific legal rights, and you may have other rights, which vary from state to state.

QUANTUM PRESSURE-ASSIST LIMITED WARRANTY: FLUSHMATE FLUSHING SYSTEM

PLEASE READ CAREFULLY AND RETAIN FOR YOUR RECORDS.

All Mansfield® Quantum® pressure-assist toilet combinations utilize Flushmate® flushing system, which carry a ten (10) year limited warranty administered by Flushmate. Details, terms and conditions of this warranty can be found in the Quantum Owner's Manual and on the Flushmate website at www.flushmate.com. **FOR SERVICE, QUESTIONS AND WARRANTY CLAIMS ON THE FLUSHING SYSTEM, PLEASE CONTACT FLUSHMATE AT 1-800-533-3460.** The vitreous china components of these toilet combinations are covered under the standard Mansfield limited lifetime warranty as described on the previous page.

To obtain warranty service or a copy of the product warranty, contact your local dealer and/or the contractor from whom you purchased this product.

© 2020 (Revised 12/2019) Mansfield Plumbing Products LLC • PHONE: 877-850-3060 • FAX: 419-938-6234 • EMAIL: custserv@mansfieldplumbing.com

MANUFACTURER'S WARRANTY INFORMATION FOR BATHWARE

RESPONSIBILITIES OF OTHERS:

Inspecting the unit prior to installation is the responsibility of the installer or building contractor who acts on behalf of the user. They are responsible for ensuring the unit is free of defect or damage. Notices are placed on and in the unit and on the shipping carton advising the installer of this responsibility. In the event of a problem, the unit must not be installed. Mansfield Plumbing Products is not responsible for failures or damage that could have been discovered, repaired, or avoided by proper inspection and testing (including proper water testing) prior to installation.

Damage occurring in transit is the responsibility of the carrier. The user or installer MUST open the crate and inspect the unit for damage when it is delivered. If damage is discovered, it must be reported immediately to the seller and the carrier in writing, and an inspection requested. Failure of the carrier to respond should be reported to the seller and the carrier. Your freight claims should be filed promptly thereafter.

It is the responsibility of the installer, building contractor, or user to provide access for service. Mansfield Plumbing Products, LLC is not responsible for any costs relating to obtaining access for repair.

WARRANTY SERVICE:

Mansfield Plumbing Products, LLC maintains a list of independent service personnel to perform required warranty service repairs. Such firms are not agents or representatives of Mansfield Plumbing Products, LLC and cannot bind us by words or conduct. We will provide warranty service when Mansfield Plumbing Products, LLC has been notified of the problem during the active warranty period and deemed the problem to be of the nature or type covered by the warranty. The product serial number, users address and contact information must be provided to obtain warranty service.

WARRANTY LIMITATIONS:

In no event shall Mansfield Plumbing Products LLC be liable for incidental or consequential damages, for damages resulting from improper installation or for damages caused by handling, neglect, abuse or alteration. Our warranty does not cover defects or damages caused by the common carrier, installer, user or other persons resulting from, without

limitation: careless handling, improper voltage supply/electrical modifications, misuse; incorrect operation; lack of or improper routine maintenance; incorrect or inadequate water use or use of improper cleaners. Chips, cracks and scratches are damages and are not covered under warranty; however, they may be repaired by a qualified technician at the user's expense. Damages or defects that should have been detected before installation are not covered. All implied warranties, including any warranty or fitness for any particular purpose of merchantability, or those that might arise from a course of dealing with the purchaser or usages of trade, are hereby disclaimed or excluded.

Mansfield Plumbing Products is not responsible or liable for any delays or any failure to perform due to unforeseen circumstances or causes beyond Mansfield Plumbing Products' control, when such delays or failure is due, directly or indirectly, to acts of God, war (including civil war), riots, embargoes, acts (whether sovereign or contractual) of civil or military authorities, acts of any government, major change in economic conditions, fires, floods, explosions, the elements, epidemics, quarantine restrictions, strikes, lockouts, plant shutdowns, slowdowns, accidents, shortages of raw energy, materials, component parts, labor, or delays of suppliers or subcontractors.

NOTE:

Some states do not allow limitations on an implied warranty, and some states do not allow exclusions or limitations regarding incidental or consequential damages, so the above limitations may not apply to you. This warranty gives you specific legal rights and you may have other rights which vary from state to state. No person is authorized to change, add to, or create any warranty or obligation other than set forth herein. This is our exclusive warranty.

MANUFACTURER'S LIMITED TEN-YEAR WARRANTY – SWIRL-WAY® PRODUCTS, RESTORE™ ACR AND WHITLEY™ COLLECTION FREESTANDING BATHS

PLEASE READ CAREFULLY AND RETAIN FOR YOUR RECORDS. Mansfield Plumbing Products, LLC offers the following expressed warranty to the original purchaser of any Swirl-way product who purchases the product for personal or single family residential use ("user"). We will repair or replace, at our sole option, the product or its equipment in accordance with the following terms and conditions.

TEN (10) YEAR WARRANTY FOR ACRYLIC SHELL

Mansfield Plumbing Products, LLC extends to the user of the product a non-transferable ten (10) year warranty from the date the product was originally purchased by the user that the shell will maintain its structural integrity and be free of water loss due to a defect in the tub shell. The warranty covers only the product shell against defects in material or workmanship.

FIVE (5) YEAR LABOR WARRANTY FOR ALL FACTORY INSTALLED COMPONENTS

Our limited labor warranty is for a period of five (5) years from the date the product was originally purchased by the user, but not more than six (6) years from the date of manufacture. All factory installed components (e.g., pump, motor, blower, jets and plumbing) are covered under our labor warranty against failure due to defects in materials and workmanship.

MANUFACTURER'S LIMITED ONE-YEAR WARRANTY – PRO-FIT® PRODUCTS

PLEASE READ CAREFULLY AND RETAIN FOR YOUR RECORDS.

Mansfield Plumbing Products, LLC offers the following expressed warranty to the original purchaser of any Pro-Fit product who purchases the product for personal or single family residential use ("user"). We will repair or replace, at our sole option, the product or its equipment in accordance with the following terms and conditions.

ONE (1) YEAR WARRANTY FOR ACRYLIC SHELL

Mansfield Plumbing Products, LLC extends to the user of the product a non-transferable one (1) year warranty from the date the product was originally purchased by the user that the shell will maintain its structural integrity and be free of water loss due to a defect in the tub shell. The warranty covers only the product shell against defects in material or workmanship.

ONE (1) YEAR LABOR WARRANTY FOR ALL FACTORY INSTALLED COMPONENTS

Our limited labor warranty is for a period of one (1) year from the date the product was originally purchased by the user, but not more than two (2) years from the date of manufacture. All factory installed components (e.g., pump, motor, blower, jets and plumbing) are covered under our labor warranty against failure due to defects in materials and workmanship.

SHIPPING – U.S. FREIGHT POLICY

SANITARYWARE

- Will call allowance = 3%. Note: Will call orders cannot be picked up until the customer has received notification that the order is ready.
- Special handling charges apply for unique labeling/tags (\$ 25 U.S./\$ 35 Canada) and foam packing (\$ 25).
- Truckload and drop charge criteria is calculated per ship to location.
- **Additional fees will be assessed for:**
 - Detention fee of \$ 75/hour for freight not unloaded within two hours of scheduled appointment.
 - California orders with cross dock requirements at \$ 25 per order.
 - Driver-assisted*, job site and residential deliveries at \$ 75 per order.
 - Deliveries requiring the use of pallet jacks at \$ 40 per order.
 - LTL deliveries requiring the use of lift gates at \$ 150 per order. Lift gates are not available for truckload orders.
- Mansfield reserves the right to invoice customers for special handling charges and freight services incurred based on market conditions.
- **Note:** Drop charges are subject to change based on market conditions.

Sanitaryware: U.S.**	900	N/A	3% <i>Note: Will call orders not picked up within two (2) weeks will be returned to stock and be subject to any restocking fees incurred.</i>	\$ 25	10 business days
	350	\$ 150			
	250	\$ 175			
	Less than 250	Customer pays freight			

* Driver-assisted deliveries include any delivery where the driver participates in the unloading of the truck in any way. Unless assist and/or special equipment requirements are specified on the purchase order at the time the order is placed and proper arrangements can be made prior to delivery, additional charges will apply and Mansfield cannot guarantee the desired services and/or equipment will be available.

BATHWARE

- Six (6) total points in any combination of the products below qualifies for FFA and no drop charges.
- Shipments with Walk-in Tubs combined with other product categories for FFA will adjust to a lead time of 10 business days.
- Will call allowance = 5%
- NEW YORK SHIPMENTS: Freight table is available upon request. Contact Customer Service.
- Mansfield reserves the right to invoice customers for special handling charges and freight services incurred.

Bathware: U.S.**	Pro-Fit® and Pro-Spec Bathtubs	1	6	FFA	5%	10 business days
			1 to 5	\$ 100 per unit		
	Pro-Fit® Whirlpools and Air Massage	3	2	FFA	5%	10 business days
			1	\$ 100 per unit		
	Swirl-Way® Bathtubs	3	2	FFA	5%	10 business days
			1	\$ 100 per unit		
	Swirl-Way® Whirlpools, Air Massage, Combinations & MicroDerm™	6	1	FFA	5%	10 business days
	Walk-in Tubs and Whitley™ Collection Freestanding Baths	6	1	FFA	5%	10 business days

** Contact Customer Service to obtain a copy of the **Canadian Freight Policy**.

BATHWARE ORDER CHANGE AND CANCELLATION POLICY

Policy Summary

Changes and cancellations are allowable within the first 24 hours after Mansfield receives the purchase order. After 24 hours, production of the order is well underway and changes are no longer possible.

Cancellations are permissible after 24 hours on standard color bathware. However due to the loss of time and material there will be a cancellation fee.

After 24 hours, orders for premium colors cannot be cancelled.

Vacuum Formed	20%	10%
Fiber Reinforced Polymer Applied	40%	20%
Trimmed and Drilled	70%	30%
Note: Pro-Fit® bathware products are excluded from this policy.		



Mansfield Plumbing Products, LLC

www.mansfieldplumbing.com

1-877-850-3060 | custsrvs@mansfieldplumbing.com

Distributed February 2020