

# CP-410 HE Commercial Package

## Cascade™ Urinal and Flush Valve



### Urinal Features

- Top spud, half-stall, wall-mount, wash-down urinal with extended sides
- Complies with ADA requirements for accessibility
- 0.5 Gpf this package, also works with 1.0 Gpf flush valves
- Integral trap
- The Mansfield® Limited lifetime warranty
- Available in White





### Valve Features

- Manual urinal flush valve
- Chrome-plated housing
- Fits right or left hand supply
- Durable diaphragm with filtered fixed by-pass
- Chloramine resistant diaphragm
- ADA compliant metal non-hold-open handle with sealed handle package
- Vandal resistant torqued stop cap
- High back pressure vacuum break flush connection
- Spud coupling and flange for 3/4" top spud
- Chrome-plated copper casting resistant to dezincification
- 3/4" I.P.S. anglestop



Model CP-410HE

### Components

Model #	Description	Codes/Standards
410HE	Cascade 0.5 Gpf half-stall, wash-down, vitreous china urinal. Mounting bracket included.	   
FM-U5	Flush valve for 0.5 Gpf urinals	



**MADE IN USA**

# CP-410 HE Commercial Package

Cascade™ Urinal and Flush Valve



## Specifications

### URINAL

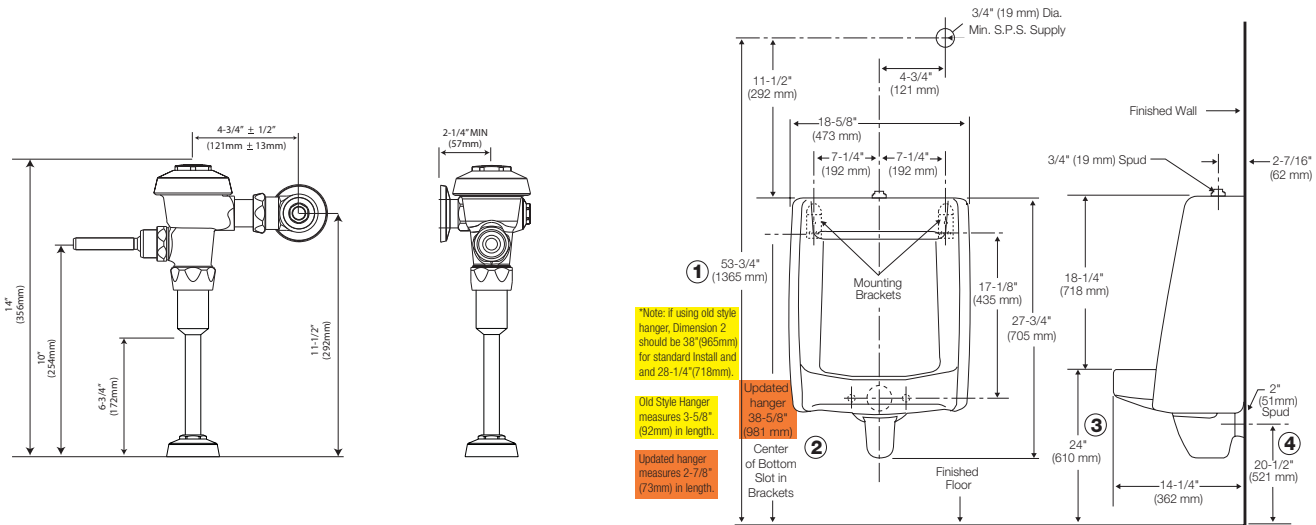
Model #	Description	Codes/Standards
410HE	Half-stall, wash-down urinal	

Specification	Description	Specification	Description
Material	Vitreous China	Water Usage	0.5 Gpf (also works with 1.0 Gpf)
Inlet	3/4"	Shipping Weight	Model 410HE - 60 lbs. (18 kg)
Outlet	2"	Warranty	Vitreous China - Limited Lifetime

### VALVE

Specification	Description	Specification	Description
Material	Brass Casting	Backflow Prevention	vacuum breaker/check valve
Plating	Chrome per ASTM B456	Water Type	potable cold water
Water Delivered	0.5 Gpf	Shipping Weight	6.4 lbs.
Water Pressure Range	20 to 125 psi	Warranty	Limited Three Years

## Technical Information



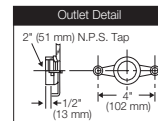
See our complete line of acrylic and vitreous china bathroom fixtures, plastic tank trim and plumbing products.

These dimensions are nominal and are subject to change without prior notice.

Fixture performance and specifications meet or exceed, ASME A112.19.2-2008/CSA B45.1-08 standards, and other state and local codes.

Valve specifications meet ASSE-1037 standards.

NOTE: Outlet connection 2" female threads - protrude 1/2" past the urinal.



ADA Installation	
1	44" (1118 mm)
2	28-7/8" (733 mm)
3	14-1/4" (362 mm)
4	10-3/4" (273 mm)



MADE IN USA