

388-386 SUMMIT®

MANSFIELD®

Round Front, SmartHeight™, Vitreous China, Two-Piece Toilet

FEATURES

- High performance MagnaFlush™ flushing technology
- 1.6 gpf / 6.0 lpf
- Round front, SmartHeight™ bowl
- SmartFasten™ 3-bolt tank-to-bowl connection
- PuraClean® easy-to-clean glaze
- 3" Rigid Flapper flush valve – requires less force to flush, is more consistent and uses a simple universal repair part/seal
- Pilot operated anti-siphon fill valve
- 12" rough-in
- Model 57 chrome-plated, metal trip lever
- 2" glazed trapway
- The Mansfield® limited lifetime warranty on china; Five-year limited warranty on tank trim
- Available in White, Biscuit and Bone



MODEL 388-386

Toilet seat not included

Available as CTK



ROUND





SMARTHEIGHT ADA



CTK

COMPONENTS

MODEL #	DESCRIPTION	CODES/STANDARDS
388-386	Round front, SmartHeight™, two-piece toilet. Less toilet seat and supply. Specify color.	 
388	Round front, SmartHeight™ toilet bowl only. Less supply. Specify color.	
386	Tank and cover only, with left hand, front-mount, chrome-plated, metal trip lever. Less supply. Specify color.	

TANK TRIM & REPLACEMENT PARTS

57	Trip lever - chrome-plated, metal trip lever, left hand
2037-1212	Summit® 1.6 rigid flapper flush valve
2206	Pilot operated fill valve
630-0030	Replacement flush valve seal
386-LID	Tank lid





388-386 SUMMIT®



Round Front, SmartHeight™, Vitreous China, Two-Piece Toilet

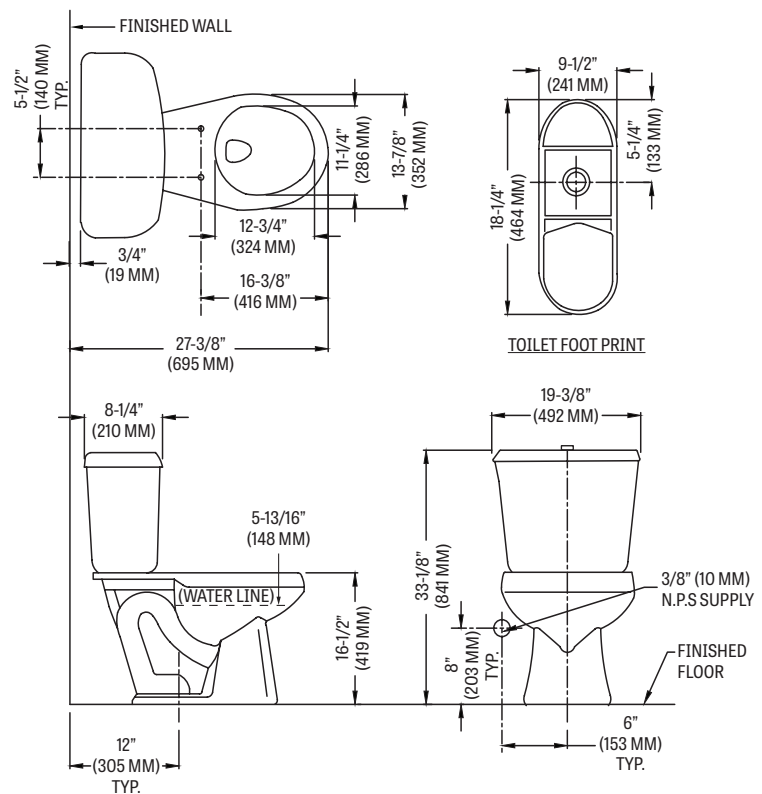
SPECIFICATIONS

MODEL #	DESCRIPTION	CODES/STANDARDS
388-386	Round front, SmartHeight™ (1.6 gpf/6.0 lpf) two-piece toilet	 

MATERIAL	Vitreous China
WATER PRESSURE RANGE	20 to 80 PSI
FLUSH SYSTEM	MagnaFlush™ flushing technology
WATER USAGE	1.6 gpf / 6.0 lpf
WATER SURFACE AREA	8' X 9'
ROUGH-IN	12'
MAP RATING	1,000 grams

TRAP DIAMETER	2'
TRAP SEAL	2-1/4'
SHIPPING WEIGHT	Model 388 - 52 lbs. (23.5 kg) Model 386 - 36 lbs. (16.3 kg)
WARRANTY	Vitreous China - Limited Lifetime Tank Trim - Limited Five Year

TANK OPTIONS	TECHNICAL INFORMATION				
<table border="1" style="width: 100%;"> <tbody> <tr> <td style="width: 15%;">386RH</td> <td>Variation of model 386, with right hand trip lever.</td> </tr> <tr> <td>386LT</td> <td>Variation of model 386, with tank liner.</td> </tr> </tbody> </table>	386RH	Variation of model 386, with right hand trip lever.	386LT	Variation of model 386, with tank liner.	<p>Note: these dimensions are nominal and subject to change without notice.</p>
386RH	Variation of model 386, with right hand trip lever.				
386LT	Variation of model 386, with tank liner.				



Fixture performance and specifications meet or exceed ASME A112.19.2-2013/CSA B45.1-13 standards, and other state and local codes.

