

382-3386 SUMMIT® DUAL FLUSH

MANSFIELD®

Elongated Front, Vitreous China, Two-Piece Toilet

FEATURES

- Dual flush technology with 3" flush tower
- 1.1 Gpf / 1.6 Gpf (4.0 Lpf / 6.0 Lpf)
- Elongated front bowl
- SmartFasten™ 3-bolt tank-to-bowl connection
- PuraClean® easy-to-clean glaze
- Pilot operated anti-siphon fill valve
- 12" rough-in
- Model 33 chrome-plated push button actuator
- 2" glazed trapway
- The Mansfield® limited lifetime warranty
- Available in White, Biscuit and Bone



MODEL 382-3386

Toilet seat not included

Available as CTK






ELONGATED



CTK

COMPONENTS

MODEL #	DESCRIPTION	CODES/STANDARDS
382-3386	Elongated front, two-piece dual flush toilet. Less toilet seat and supply. Specify color.	  
382	Elongated front toilet bowl only. Less toilet seat and supply. Specify color.	
3386	Tank and cover only, with chrome-plated push button actuator. Less supply. Specify color.	

TANK TRIM & REPLACEMENT PARTS

33	Chrome-plated push button actuator
2206	Pilot operated fill valve
308	Dual flush tower
3386-LID	Tank lid






382-3386 SUMMIT® DUAL FLUSH

MANSFIELD®

Elongated Front, Vitreous China, Two-Piece Toilet

SPECIFICATIONS

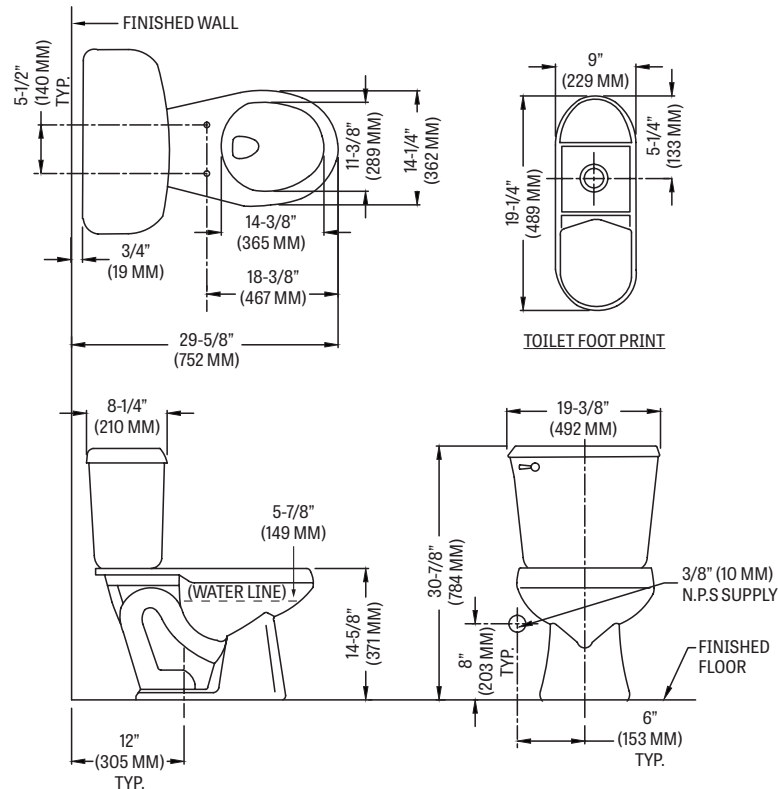
MODEL #	DESCRIPTION	CODES/STANDARDS
382-3386	Elongated front, (1.1 gpf/1.6 lpf) two-piece toilet	  

MATERIAL	Vitreous China
WATER PRESSURE RANGE	20 to 80 PSI
FLUSH SYSTEM	Dual flush with 3' flush tower
WATER USAGE	1.1 gpf / 1.6 lpf
WATER SURFACE AREA	10' X 8'
ROUGH-IN	12'
MAP RATING	800 grams

TRAP DIAMETER	2'
TRAP SEAL	2-1/2'
SHIPPING WEIGHT	Model 382 - 50 lbs. (22.6 kg) Model 3386 - 38 lbs. (17.2 kg)
WARRANTY	Vitreous China - Limited Lifetime Tank Trim - Limited One Year

TECHNICAL INFORMATION

Note: these dimensions are nominal and subject to change without notice.



Fixture performance and specifications meet or exceed ASME A112.19.2-2013/CSA B45.1-13 standards, and other state and local codes.

