

151-119 EcoQuantum®

Elongated Front, Pressure-Assist, Dual Flush, Rear Outlet, SmartHeight™, Two-Piece Toilet



Features

- Floor mount, rear outlet
- ADA compliant (with lever only)
- “Dual action” trip lever
 - Push down for high efficiency flush 1.1 gpf / 4.0 lpf
 - Pull up for full flush 1.6 gpf / 6.0 lpf
- Elongated front
- SmartHeight™ (16-1/4" high bowl) chair height
- High performance, high efficiency (HET), pressure-assist technology
- Model 50 chrome-plated metal trip lever
- 1-7/8" glazed trapway
- The Mansfield® limited lifetime warranty
- Available in White and Standard Colors: Biscuit and Bone



Model 119RH Tank
Shown with Model 50
right hand trip lever







Model 119CL Tank
Tamper resistant locking
device

Elongated Front



Model 151-119
Toilet seat not included

Components

Model #	Description	Codes/Standards
151-119	Elongated front, rear outlet, floor-mount, dual flush pressure-assist toilet. Less toilet seat and supply. Specify color.	   
151	Elongated front, rear outlet, floor mount toilet bowl only. Less toilet seat. Specify color.	
119	Dual flush, pressure-assist tank and cover with left hand trip lever. Less supply. Specify color.	
119RH	Same as model 119, except with right hand chrome-plated, metal trip lever.	
119CL	Same as model 119, except with cover lock.	



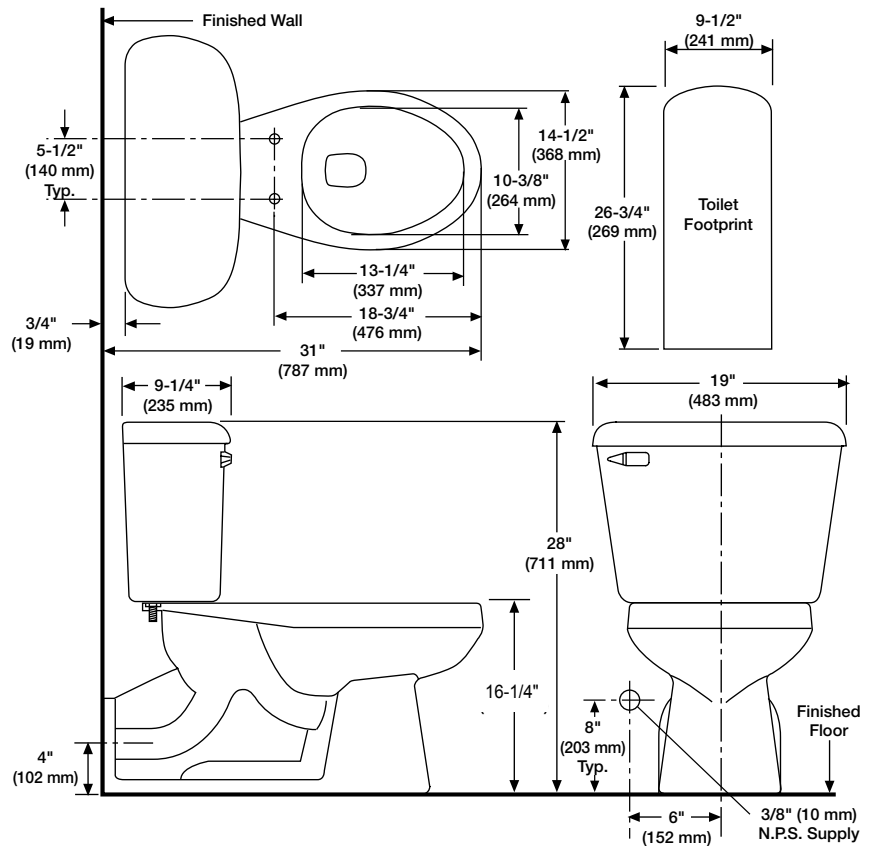
MADE IN USA

Specifications

Model #	Description	Codes/Standards
151-119	Elongated front, pressure-assist, dual flush, rear outlet, two-piece toilet	

Specification	Description	Specification	Description
Material	Vitreous China	Trap Diameter	1-7/8"
Water Pressure Range	35 to 80 PSI	Trap Seal	2-3/4"
Flush System	Pressure-assist Dual Flushing Technology	Rough-in	Rear outlet
Water Usage	1.1 gpf / 4.0 lpf or 1.6 gpf / 6.0 lpf	Shipping Weight	Model 151 - 61 lbs. Model 119/119CL/119RH – 42 lbs.
Water Surface Area	10-1/2" X 12-1/4"	Warranty	Vitreous China - Limited Lifetime Tank Trim - Five Year Limited
MaP Rating	1000 grams		

Technical Information



See our complete line of acrylic and vitreous china bathroom fixtures, plastic tank trim and plumbing products.

These dimensions are nominal and subject to change without notice.

Fixture performance and specifications meet or exceed ASME A112.19.2-2008/CSA B45.1-08 standards, and other state and local codes.



MADE IN USA