

Models 9093/9193/9293

Enso®

Ariance® Oval Air Massage Bath






Features

- 72" x 36" x 22-1/4" Oval air massage bath
- Three advanced therapy air bath systems
- Multifunctional digital controller
- Chromotherapy system — Seven healing light settings with a full spectrum sequencing mode
- PerfectBack™ — Multiple soothing recessed back jets with heated neck/back rest
- Heated SilentAir™ system
- QuickDrain™ channel system and automatic purge system
- Color-Match trim for air jets — Optional finishes available
- Cable drain with matching trim (optional)
- Two pillows
- Mansfield® Limited Ten Year Warranty
- Available in standard colors (white, almond, biscuit and bone) and premium colors (British khaki, sterling silver, black and ice gray)



Model 9293

Options

Cable Drain		Metal Trim			
Model #	Description	Model #	Description		
SW1319	Standard Colors		AR1335	Chrome	
SW1320	Polished Chrome		AR1336	Everbrass (PVD)	
SW1321	Everbrass (PVD)		AR1337	Brushed Nickel	
SW1322	Brushed Nickel			AR1338	Oil Rubbed Bronze
SW1323	Oil Rubbed Bronze				
AR1200	Blower relocation kit	SWA100	Rainbow Pillow		



MADE IN USA




Models 9093/9193/9293

Enso®

Ariance® Oval Air Massage Bath

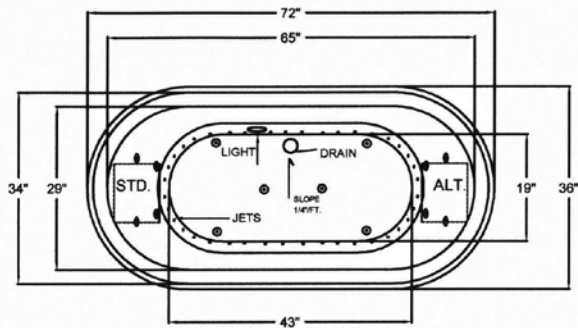


Specifications

Model #	Description	Codes/Standards
9093	72" x 36" x 22-1/4" Oval HealthTouch™ Air Massage Bath	  
9193	72" x 36" x 22-1/4" Oval GentleTouch™ Air Massage Bath	
9293	72" x 36" x 22-1/4" Oval DualTherapy™ Air Massage Bath	

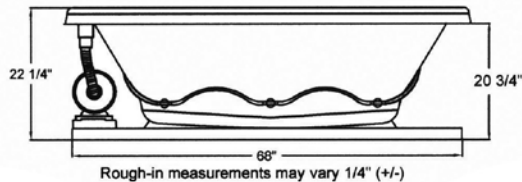
Specification	Description	Specification	Description
Material	Acrylic, fiberglass reinforced	Number of Jets	HealthTouch - 48 perimeter, side/back air jets GentleTouch - 48 body/foot micro air jets (8 injectors and 12 side/back jets) DualTherapy - 48 perimeter, side/back air jets and 48 body/foot micro air jets (8 injectors with 12 side/back jets)
Water Capacity	54 gal. (min.) / 75 gal. (max.)		
Construction	Self-contained, pre-plumbed air massage bath, mounted on a pre-leveled base		
Electrical Requirements	Health and GentleTouch – One 120v, 20 Amp, GFCI dedicated circuit DualTherapy – Two 120v, 20 Amp, GFCI dedicated circuits	On/Off Control:	Health and GentleTouch – 5-button electronic control pad DualTherapy – 10-button electronic control pad
Blower	HealthTouch & GentleTouch one variable speed, 120v, 60 Hz, 9.5 Amp, pre-mounted DualTherapy two variable speed, 120v, 60 Hz, 9.5 Amp, pre-mounted	Shipping Weight	175 lbs. - HealthTouch/GentleTouch 190 lbs. - DualTherapy
		Floor Loading Weight	47 lbs. / sq. ft. (229 kg/m ²)
		Warranty	Limited Ten Year

Technical Information

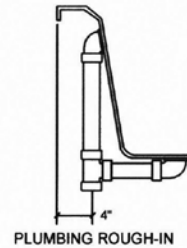


Blower locations shown for clarity.

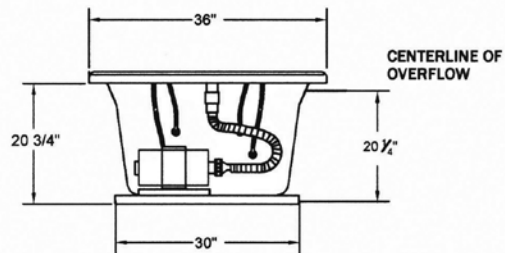
STD - Standard Location ALT - Optional Alternate Location



Rough-in measurements may vary 1/4" (+/-)



INSTALLER NOTE: DUE TO THE FREEFORM SHAPE OF THIS TUB IT IS RECOMMENDED THAT THE TUB BE ON THE JOBSITE BEFORE MAKING THE FINAL CUT OUT FOR DROP IN INSTALLATION.



Removable apron not available on this unit

These dimensions are nominal and subject to change without notice.
When tested for compliance to the requirements of ASME A112.19.7M for "Whirlpool Bath Appliances" and ANSI Z124.1.2M "American National Standard for Plastic Bathtub and Shower Units", the tested units are found to comply and are acceptable for listing under IAPMO R & T.
Certified for permanent electrical connection only.



MADE IN USA