

Model 6018

PRO-FIT[®] 3660

Rectangular Whirlpool and Bathtub



Features

- 59-3/4" x 35-3/4" x 21-1/4" Rectangular whirlpool or bathtub
- Six powerful Ultra-Swirl jets
- Dual air knobs for total jet control
- Limited One-Year Warranty
- Available in Standard Colors: white, almond, biscuit and bone



Model 6018
(Shown with metal air switch and Lift and Turn drain) 18

Options

Lift and Turn Drain

Model #	Description		Model #	Description	
PF1320	Polished Chrome		SWP150	Nailing flange kit	
PF1321	Everbrass (PVD)		SWAP00	Factory installed nailing flange	
PF1322	Brushed Nickel				
PF1323	Oil Rubbed Bronze		PF1326A	6" Removable apron	

Metal Trim

Model #	Description		Model #	Description	
PF1335	Polished Chrome		SWP151	In-line Water Heater	
PF1336	Everbrass (PVD)				
PF1337	Brushed Nickel				
PF1338	Oil Rubbed Bronze				



MADE IN USA




Model 6018

PRO-FIT 3660

Rectangular Whirlpool and Bathtub

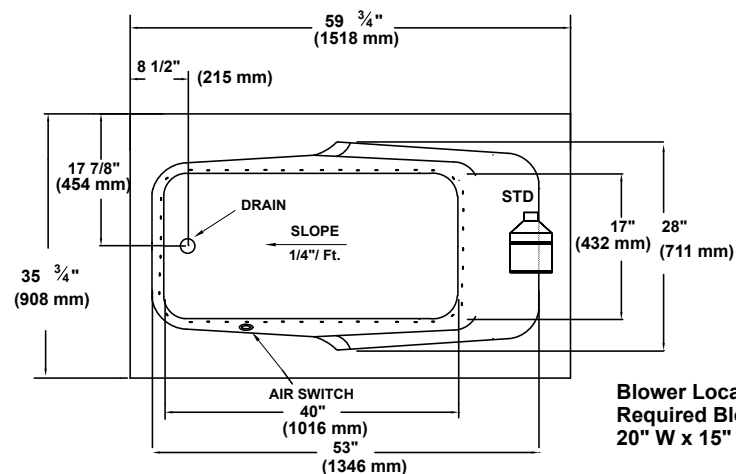


Specifications

Model #	Description	Codes/Standards
6018	59-3/4" x 35-3/4" x 21-1/4" Rectangular whirlpool.	  
6518	59-3/4" x 35-3/4" x 21-1/4" Rectangular bathtub.	

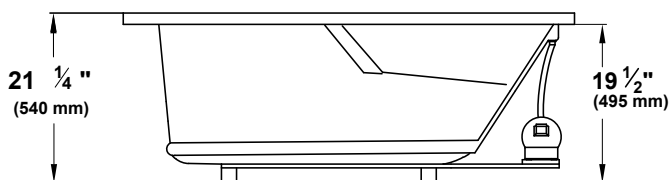
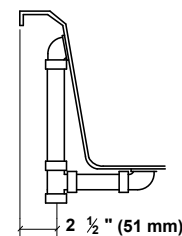
Specification	Description	Specification	Description
Material	Acrylic, fiberglass reinforced	Number of Jets	6
Construction	Self-contained, pre-plumbed air massage bath, mounted on a pre-leveled base	Water Capacity	32 gal. (min.) / 45 gal. (max.)
Blower Motor	120V, 60HZ, 5.8 Amp, Single Speed, Single Phase-Pre-mounted	Floor Loading Weight	47 lbs. / sq. ft. (229 kg/m ²)
Electrical Requirements	120V, 15 Amp, GFCI protected circuit	Shipping Weight	whirlpool - 140 lbs. bathtub - 120 lbs.
On/Off Control	Air Switch	Warranty	Limited One Year

Technical Information

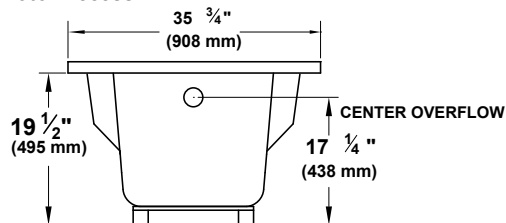


Blower Location (Standard Only)
Required Blower Motor Access
20" W x 15" H

PLUMBING ROUGH-IN



Note: If a factory installed nailing flange is added to a unit, add 1/8" to each side flanged.



Note: Measurements may vary 1/4" (+/-)

Optional Removable Apron available.

These dimensions are nominal and subject to change without notice.

When tested for compliance to the requirements of ASME A112.19.7M for "Whirlpool Bath Appliances" and ANSI Z124.1.2M "American National Standard for Plastic Bathtub and Shower Units", the tested units are found to comply and are acceptable for listing under IAPMO R & T.

Certified for permanent electrical connection only.



MADE IN USA