



Barrett™ Alcove

60" x 32" x 21-1/2" Whirlpool and Bath



Model 5024R Shown

Features

- 60" x 32" x 21-1/2" Rectangular whirlpool and bathtub
- Integral tile flange and apron with standard removable access panel
- Jet system: Four back jets - 2 directional and 2 rotational; and 2 directional foot jets
- Four hydro-massage jets adjustable in both direction and flow create a broad, circular pattern of water and warm air for a deep venturi therapeutic massage
- Powerful pump system creates an invigorating whirlpool action
- Cable operated drain in Color-Match, Chrome, Everbrass (PVD), Brushed Nickel and Oil Rubbed Bronze
- Dual air controls for the ultimate jet power control
- Trim finish in Color-Match, Chrome, Everbrass (PVD), Brushed Nickel and Oil Rubbed Bronze
- Outstanding protection — Mansfield® Limited Ten Year Warranty
- Available in Standard and Premium Colors (Consult Price Book for specific colors)

Designed for simple alcove installation, the Barrett Alcove features a deep bathing well accented with clean, sharp lines and integral armrests.

A ten jet system gives the bather all that's needed in hydro-massage therapy.

Model available with left hand or right hand drain and color options. Specify when ordering.

Model No.	Description	Approx. Wt.
5524L	60" x 32" x 21-1/2" Rectangular Bathtub - Left Hand	60 lbs. (27 kg)
5524R	60" x 32" x 21-1/2" Rectangular Bathtub - Right Hand	60 lbs. (27 kg)
5024LBAS	60" x 32" x 21-1/2" Basic Package Rectangular Whirlpool - Left Hand	85 lbs. (38 kg)
5024RBAS	60" x 32" x 21-1/2" Basic Package Rectangular Whirlpool - Right Hand	85 lbs. (38 kg)
5024LLUX	60" x 32" x 21-1/2" Luxury Package Rectangular Whirlpool - Left Hand	85 lbs. (38 kg)
5024RLUX	60" x 32" x 21-1/2" Luxury Package Rectangular Whirlpool - Right Hand	85 lbs. (38 kg)



Barrett™ Alcove

60" x 32" x 21-1/2" Whirlpool and Bath



Features & Upgrades

Basic Package

- On/Off Air switch
- Single speed pump
- Color-Match trim



Luxury Package

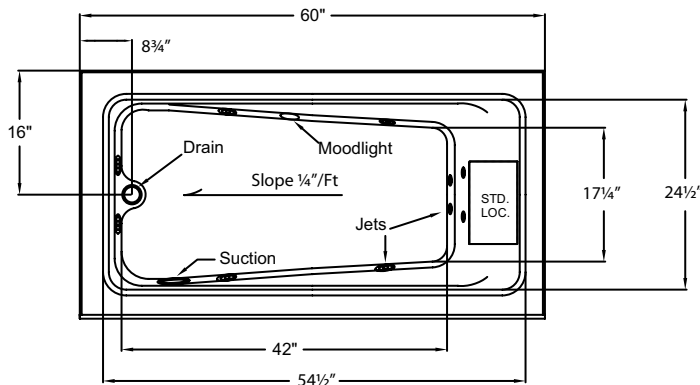
- SimpleTouch™ 3 button control
- Single speed pump
- In-line Heater (standard)



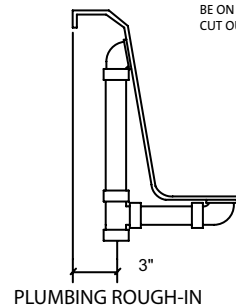
Options

- Chromatherapy system 20 LED lights
- In-line Heater (Basic package)
- Pillow
- Metal trim upgrades

Technical Information

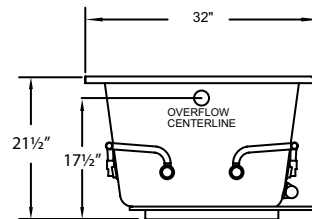
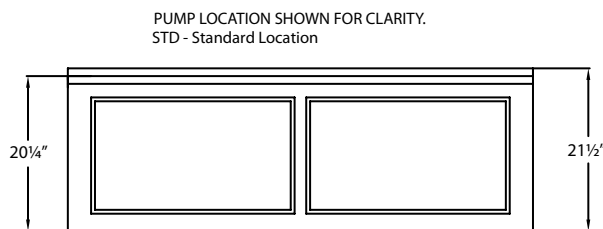


INSTALLER NOTE: DUE TO THE FREEFORM SHAPE OF THIS TUB IT IS RECOMMENDED THAT THE TUB BE ON THE JOBSITE BEFORE MAKING THE FINAL CUT OUT FOR DROP IN INSTALLATION.



PLUMBING ROUGH-IN

Units available Right or Left Hand Drain (Left Hand Shown)



NOTE: Rough-In measurements may vary +/- 1/4"

Note: Install this product according to the installation guide.

Specifications

Dimensions	60" x 32" x 21-1/2"	Number of Jets	Ten
Material	Acrylic, fiberglass reinforced	Air Volume Control	Two
Construction	Self-contained, pre-plumbed whirlpool bath with heat-bent rigid PVC pipe, mounted on a pre-leveled base	Water Capacity	57 gal. max., 27 gal. min. (159 liters/102 liters)
Pump Motor	Single or variable speed, 120 volt, 60 HZ, 7.5 amps, single phase premounted	Floor Loading	47 lbs./sq. ft. (229 kg/m ²)
Electrical Requirements	Basic: One independent, 120 volt, 20 AMP, GFCI outlet Luxury: Two separate, 120 volt, 20 AMP, GFCI protected circuits Inline heater: 1.5 KW, 12.5 AMP, 110 volt	Shipping Weight	(whirlpool) 160 lbs. (73 kg) (bathtub) 125 lbs. (57 kg)
		Warranty	Limited Ten Year

These dimensions are nominal and subject to change without notice.

When tested for compliance to the requirements of ANSI A112.19.7M for "Whirlpool Bath Appliances" and ANSI Z124.1.2M "American National Standard for Plastic Bathtub and Shower Units", the tested units are found to comply and are acceptable for listing under IAPMO R & T.

Certified for permanent electrical connection only.

Form No. M5024 Printed in U.S.A. 1/10
© 2010 Mansfield Plumbing Products, LLC

© Swirl-way is a registered trademark of Mansfield Plumbing Products, LLC.

Mansfield Plumbing Products LLC • Customer Service Toll Free 800-999-1459 • Fax 903-655-3503
Website: www.mansfieldplumbing.com • Email: custserv@mansfieldplumbing.com

